

Report No. 12: Week ending 23 July 2017

Overview: The 2017 influenza season so far

Influenza surveillance systems are at **average levels**. **ILI rates** are at average seasonal levels.

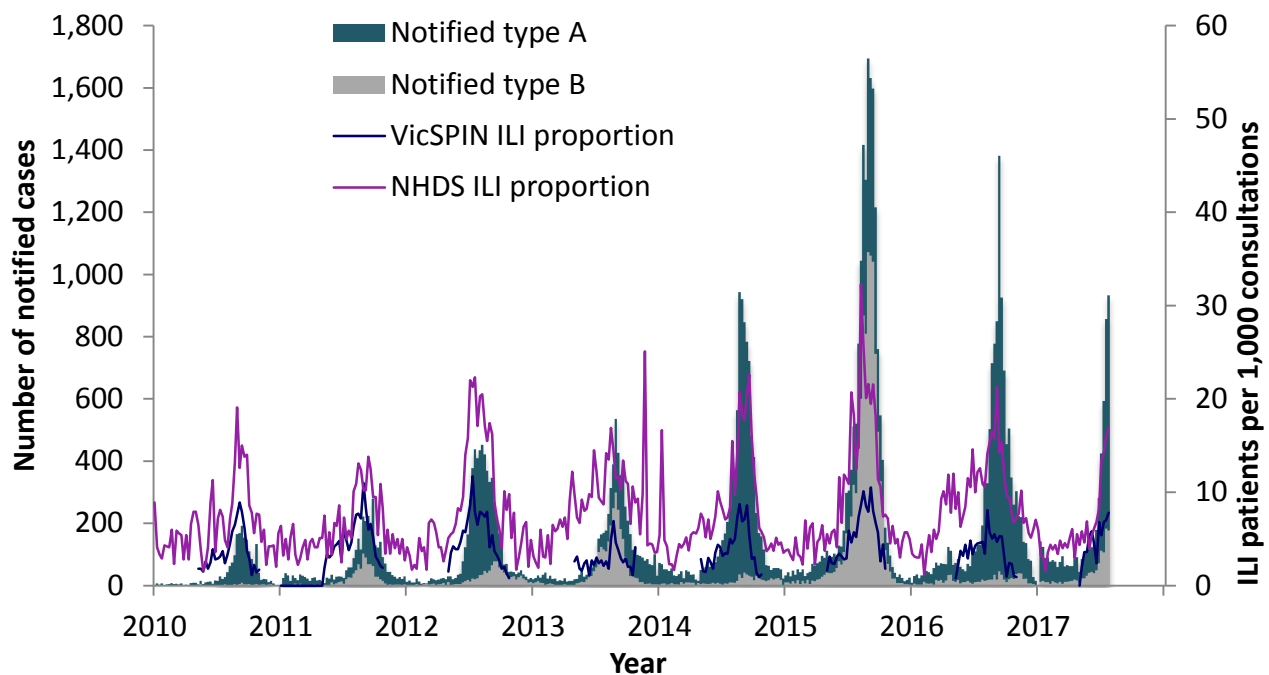
The number of notified **laboratory confirmed influenza** cases for the year to 23 July is **147% higher** than at the same time in 2016. The increase in cases to mark the start of the season has occurred earlier this year (late June) compared to last year (early August). There has been an increase in notifications in the last few of weeks for both influenza A and B. Most notified cases year-to-date have been type A (78%).

Thirty six swabs were received this week, of which **three were positive for influenza (H1), fourteen were positive for influenza (H3)** and **two were positive for influenza B**. Influenza is now the most commonly detected respiratory virus from VicSPIN swabs so far this season.

This year we are encouraging GPs to swab **all** ILI patients (where possible) and ensure **all** ILI patients are recorded on the tally sheet.

Final stage testing of the new database is now underway, and will hopefully be rolled out in a couple of weeks.

Figure 1. Routinely notified influenza cases and VicSPIN and National Home Doctor Service (NHDS) ILI consultation proportions, Victoria, 2010-2017



National Home Doctor Service (Victoria)

- The ILI proportion for the week was 16.9 ILI cases per 1,000 patients seen (Figure 1).
- ILI proportions have been increasing slightly in the last several weeks and this week have remained at average seasonal levels.

Victorian Sentinel Practice Influenza Network

- Total influenza-like illness (ILI) proportions measured by VicSPIN are at average levels this week with 7.8 ILI cases per 1,000 patients seen (Figures 1 & 2).
- Thirty six swabs were received this week, of which three were positive for influenza (H1), fourteen were positive for influenza (H3) and two were positive for influenza B. Influenza is now the most commonly detected respiratory virus from VicSPIN swabs so far this season.

Table 1. Summary of reporting from general practice sentinel sites, week ending 23 July 2017

	Total	Year-to-date
Number (%) of general practitioners notifying	83 (92%)	95% (average)
Total patients seen	5,545	72,950
Total patients with ILI	43	370
Consultation rate for ILI (per 1,000 patients)	7.8	5.1
Number of specimens received	36	248
Number (%) positive for influenza	19 (54%)	69 (28%)

Figure 2. VicSPIN ILI consultation proportions, Victoria, 2017

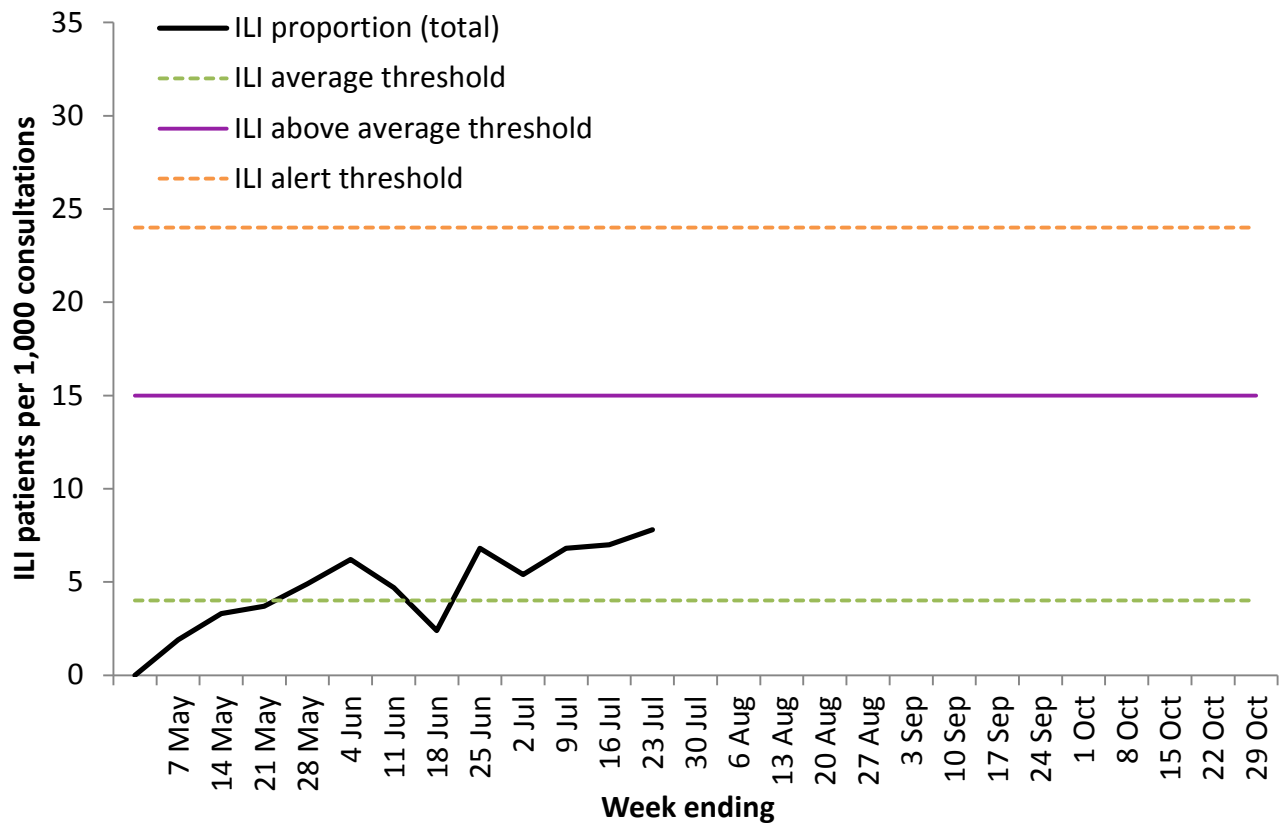
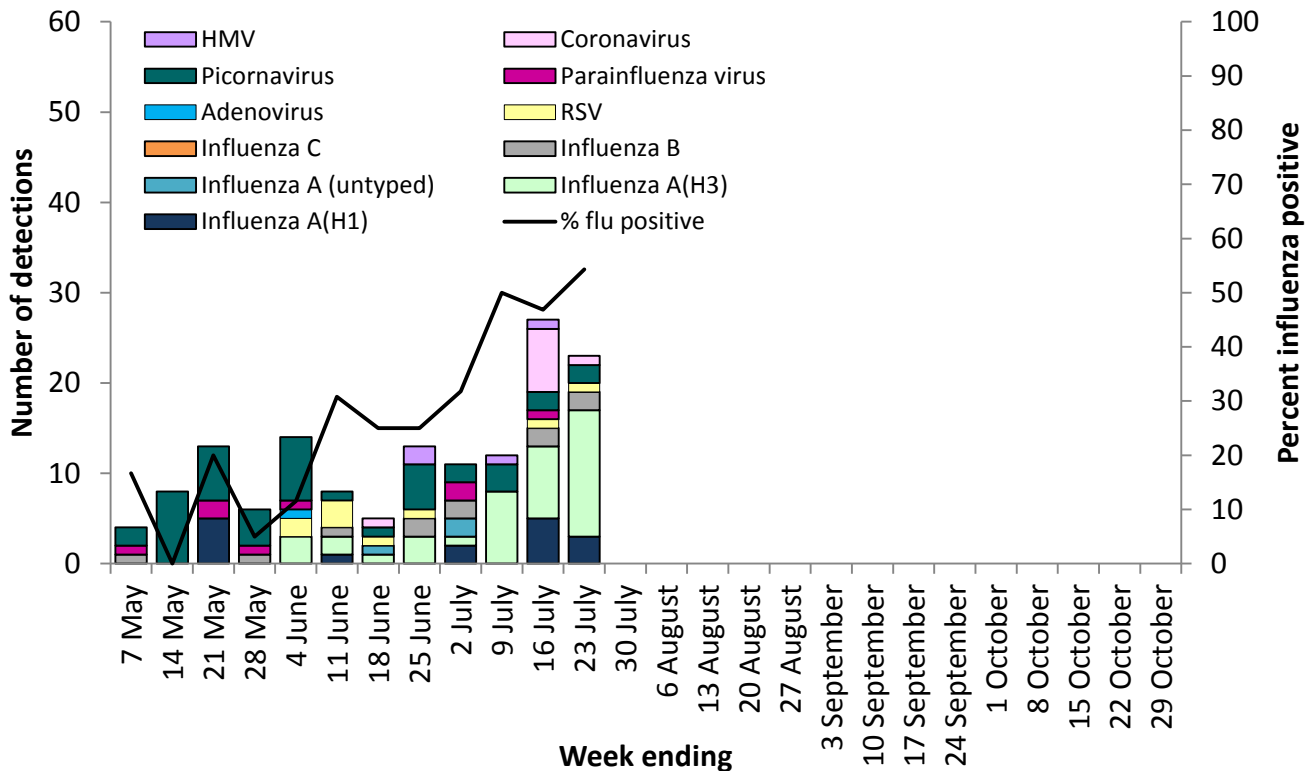


Figure 3. VicSPIN respiratory virus detections and percent influenza positive, Victoria, 2017



Observations from other influenza surveillance systems

Notified cases of laboratory confirmed influenza

- The Victorian Department of Health and Human Services received notifications for 936 cases of laboratory confirmed influenza for the week, although this is likely to be revised up as data are updated (Figure 1).
- A total of 5,338 cases of laboratory confirmed influenza have been notified so far in 2017, 147% more than the same period in 2016 (2,158).
- Most cases notified during the week were type A (70%), lower than the 78% overall for 2017. Elderly cases aged ≥ 65 years comprise a higher proportion of type A cases (24%) than type B cases (15%).

World Health Organization Collaborating Centre for Reference and Research on Influenza

- The strains included in the 2017 quadrivalent influenza vaccine are: A/Michigan/45/2015 (H1N1)pdm09-like virus; A/Hong Kong/4801/2014 (H3N2)-like virus; B/Brisbane/60/2008-like virus; B/Phuket/3073/2013-like virus.
- Twenty nine Victorian isolates have been strain-typed by the WHO so far in 2017; fifteen were A/Hong Kong/4801/2014-Like; five were B/Phuket/3073/2013-like and nine were A/Michigan/45/2015 (H1N1)pdm09-like.
- One isolate has shown resistance to Zanamivir, A/Michigan/45/2015 (H1N1)pdm09, in the 599 Australian isolates tested so far in 2017.