

Report No. 2: Week ending 14 May 2017

Overview: The 2017 influenza season so far

Influenza-like illness (ILI) surveillance indicates activity is at baseline levels.

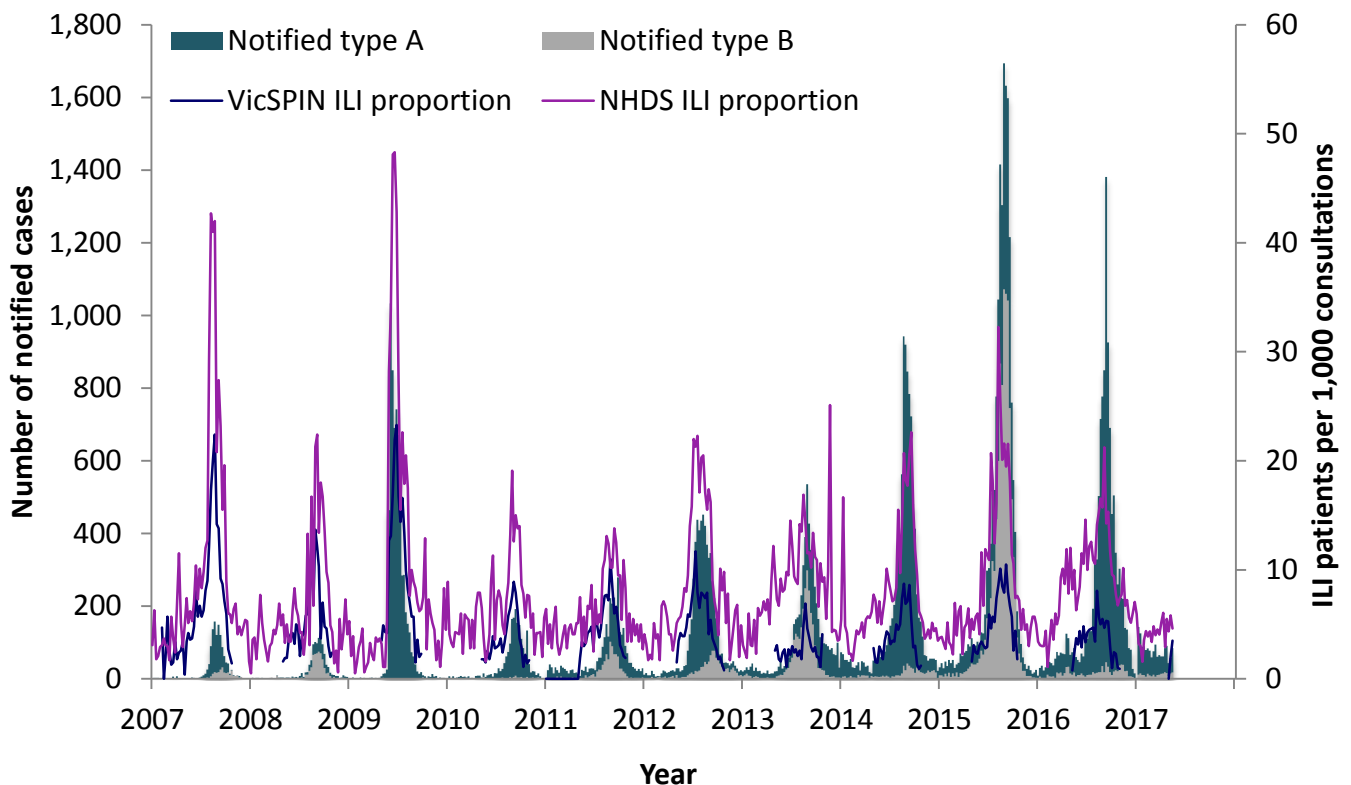
The number of notified **laboratory confirmed influenza** cases for the year to 14 May is **43% higher** than at the same time in 2016. Of the notified influenza cases, **85% have been type A**. No VicSPIN swabs were **positive for influenza**. Eight were positive for picornavirus.

Influenza and ILI surveillance systems are at baseline levels.

GP's can you please try to swab all ILI patients and ensure you record all ILI patients.

Electronic entry of tally sheet data will be possible in several weeks when the new database is rolled out, with instructions about how to use it to be provided beforehand.

Figure 1. Routinely notified influenza cases and VicSPIN and National Home Doctor Service ILI consultation proportions, Victoria, 2007-2017



National Home Doctor Service (Victoria)

- The ILI proportion for the week was 4.6 ILI cases per 1,000 patients seen (Figure 1), at baseline ILI activity.
- ILI proportions have increased in the last week and are at the four-week average of 4.6 ILI cases per 1,000 patients.

Victorian Sentinel Practice Influenza Network

- Total influenza-like illness (ILI) measured by VicSPIN were at baseline levels this week with 3.5 ILI cases per 1,000 patients seen (Figures 1 & 2).
- Sixteen swabs were received this week, of which none were positive for influenza. Eight were positive for picornavirus.

Table 1. Summary of reporting from general practice sentinel sites, week ending 7 May 2017

	Total	Year-to-date
Number (%) of general practitioners notifying	82 (89%)	89% (average)
Total patients seen	6,035	12,117
Total patients with ILI	21	32
Consultation rate for ILI (per 1,000 patients)	3.5	2.6
Number of specimens received	16	22
Number (%) positive for influenza	0 (0%)	1 (5%)

Figure 2. VicSPIN ILI consultation proportions by region, Victoria, 2017

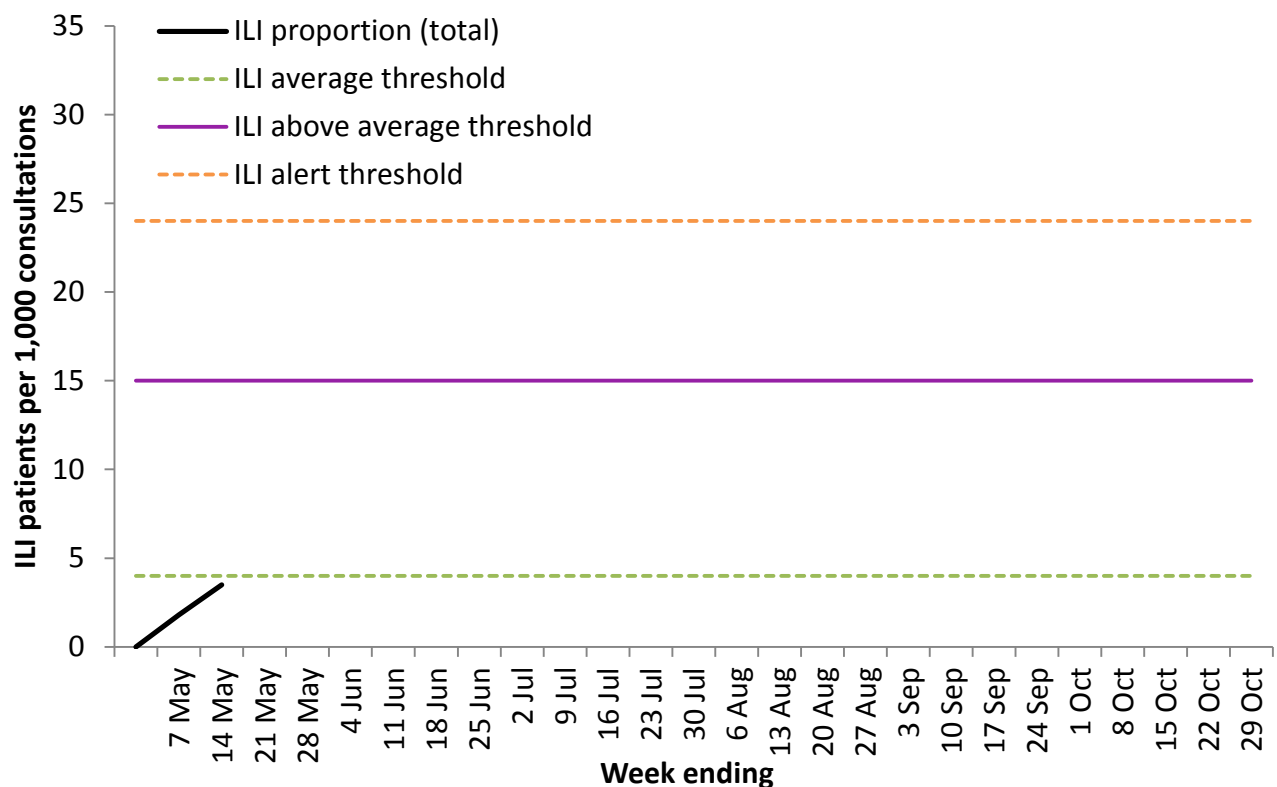
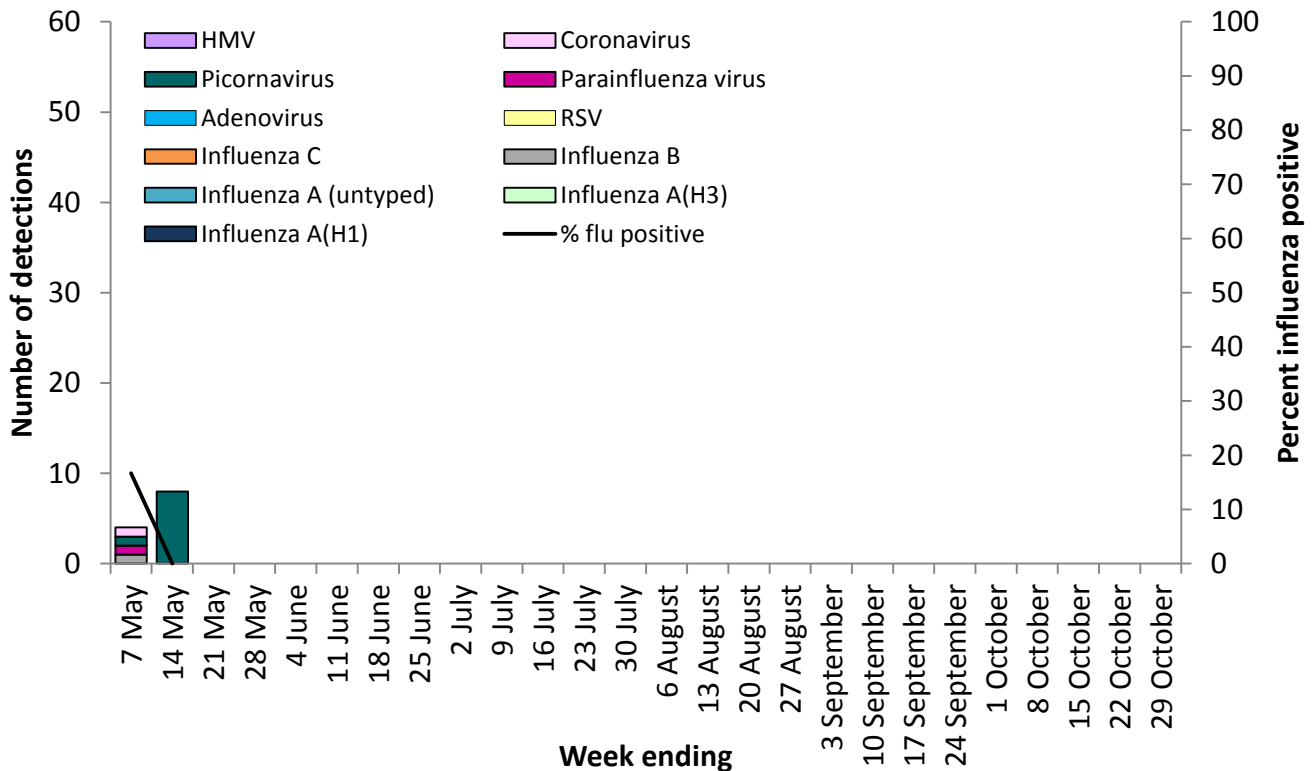


Figure 3. VicSPIN respiratory virus detections and percent influenza positive, Victoria, 2017



Observations from other influenza surveillance systems

Notified cases of laboratory confirmed influenza

- The Victorian Department of Health and Human Services received notifications for 86 cases of laboratory confirmed influenza for the week, although this is likely to be revised up as data are updated (Figure 1).
- A total of 1,556 cases of laboratory confirmed influenza have been notified so far in 2017, 43% more than the 1,088 notified for the same period in 2016.
- Most cases notified during the week were type A (85%), consistent with the 84% overall for 2017. Type A cases (median: 50 years) are generally slightly older than type B cases (median: 39 years).

World Health Organization Collaborating Centre for Reference and Research on Influenza

- The strains included in the 2017 quadrivalent influenza vaccine are: A/Michigan/45/2015 (H1N1)pdm09-like virus; A/Hong Kong/4801/2014 (H3N2)-like virus; B/Brisbane/60/2008-like virus; B/Phuket/3073/2013-like virus.
- Of the Victorian isolates strain-typed by the WHO so far in 2017: 7% were A/Michigan/45/2015-Like; 84% A/Hong Kong/4801/2014-Like; 2% B/Brisbane/60/2008-Like; and 7% B/Phuket/3073/2013-Like.
- Resistance to neuraminidase inhibitors has been detected in 0.0% of Australian isolates tested so far in 2017.