

Report No. 7: Week ending 18 June 2017

Overview: The 2017 influenza season so far

Influenza surveillance systems are at **baseline to average levels**. **ILI rates** have fallen **below baseline** levels.

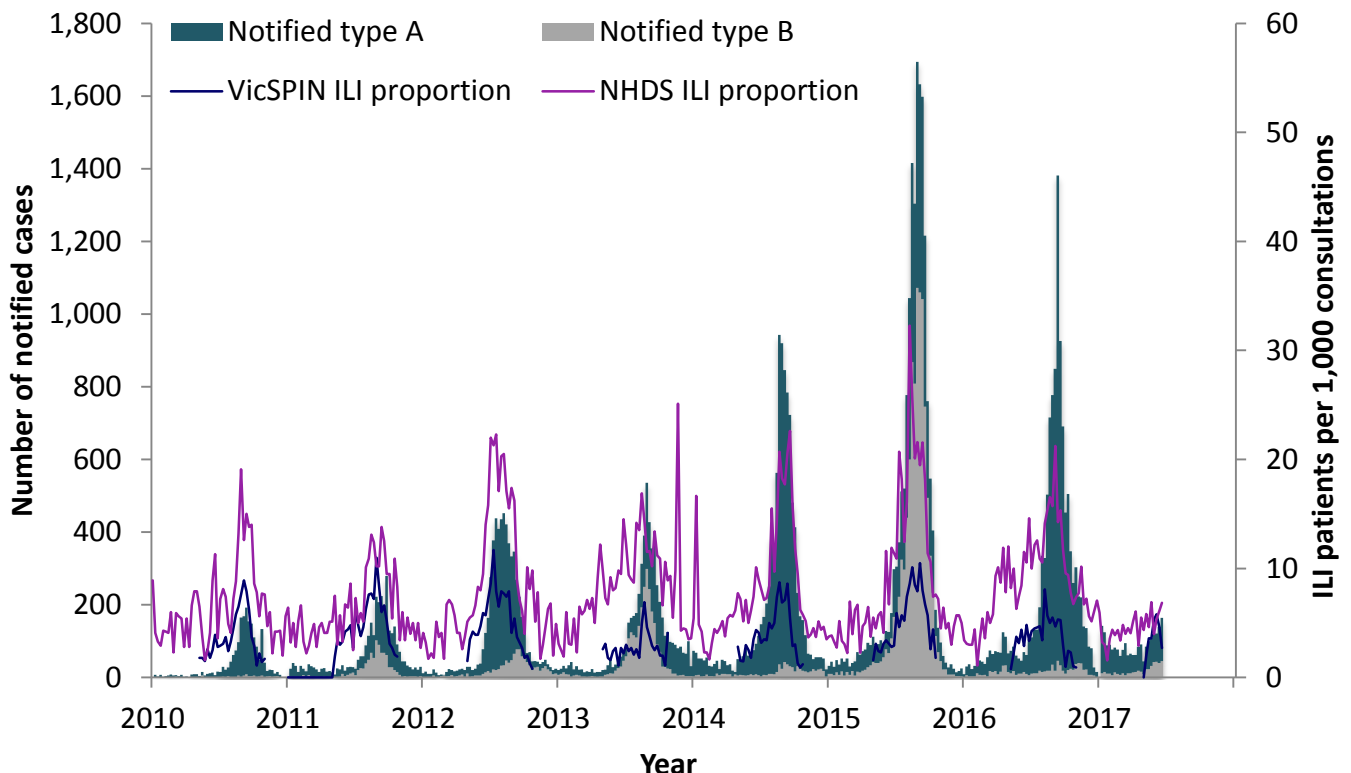
The number of notified **laboratory confirmed influenza** cases for the year to 18 June is **58% higher** than at the same time in 2016. There has been an increase in notifications in the last couple of weeks for both influenza A and B. Most notified cases year-to-date have been type A (80%). Thirty eight (38%) of influenza B cases have been in the last four weeks.

Eight swabs were received this week, of which two were positive for influenza; **one influenza (H3)** and **one influenza untyped**, but **picornavirus** is the most commonly detected respiratory virus so far in 2017.

This year we are encouraging GPs to swab **all** ILI patients (where possible) and ensure **all** ILI patients are recorded on the tally sheet.

Final stage testing of the new database is now underway, and will hopefully be rolled out in several weeks.

Figure 1. Routinely notified influenza cases and VicSPIN and National Home Doctor Service (NHDS) ILI consultation proportions, Victoria, 2010-2017



National Home Doctor Service (Victoria)

- The ILI proportion for the week was 6.9 ILI cases per 1,000 patients seen (Figure 1).
- ILI proportions have been variable in the last several weeks, but within the baseline ILI activity threshold.

Victorian Sentinel Practice Influenza Network

- Total influenza-like illness (ILI) measured by VicSPIN were below baseline levels this week with 2.7 ILI cases per 1,000 patients seen (Figures 1 & 2).
- Eight swabs were received this week, of which two were positive for influenza; one influenza (H3) and one influenza A untyped. Picornavirus remains the most commonly detected respiratory virus so far in 2017.

Table 1. Summary of reporting from general practice sentinel sites, week ending 18 June 2017

	Total	Year-to-date
Number (%) of general practitioners notifying	83 (92%)	93% (average)
Total patients seen	4,766	40,376
Total patients with ILI	13	158
Consultation rate for ILI (per 1,000 patients)	2.7	3.9
Number of specimens received	8	116
Number (%) positive for influenza	2 (25%)	15 (13%)

Figure 2. VicSPIN ILI consultation proportions, Victoria, 2017

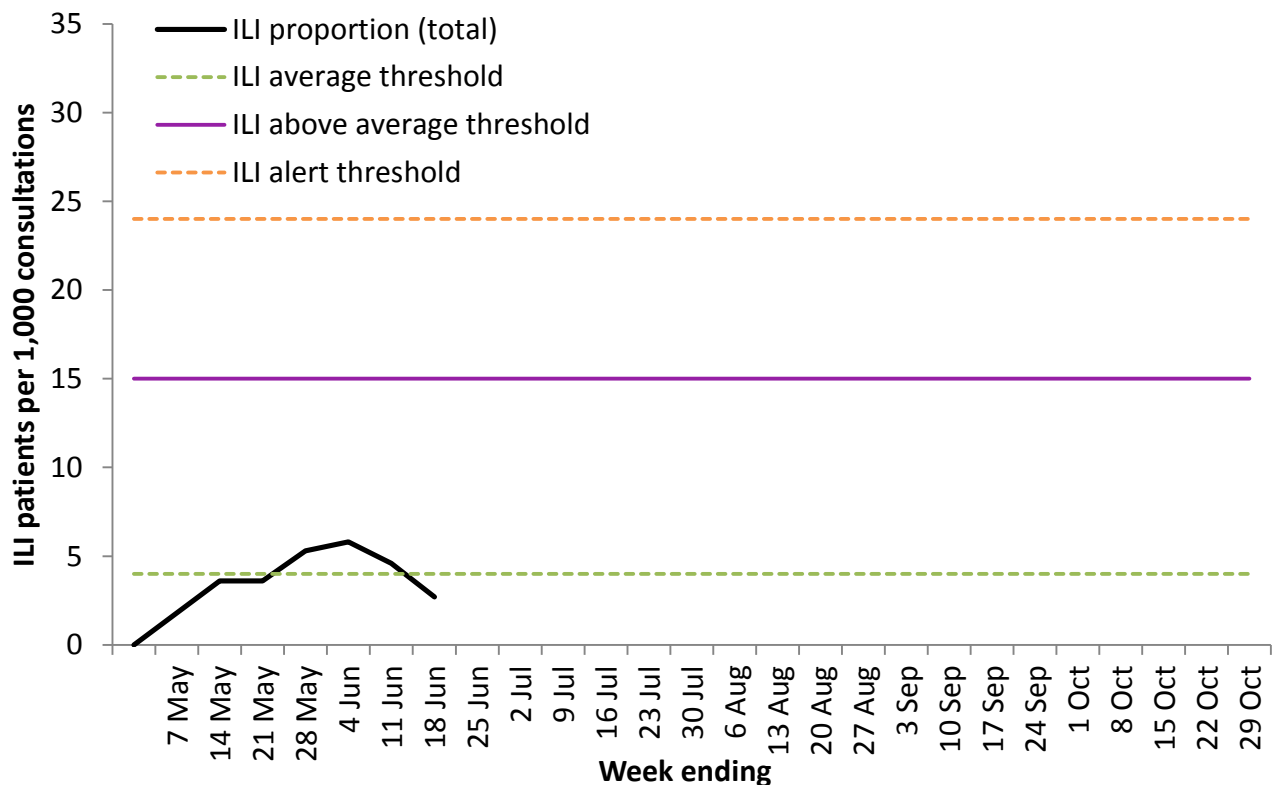
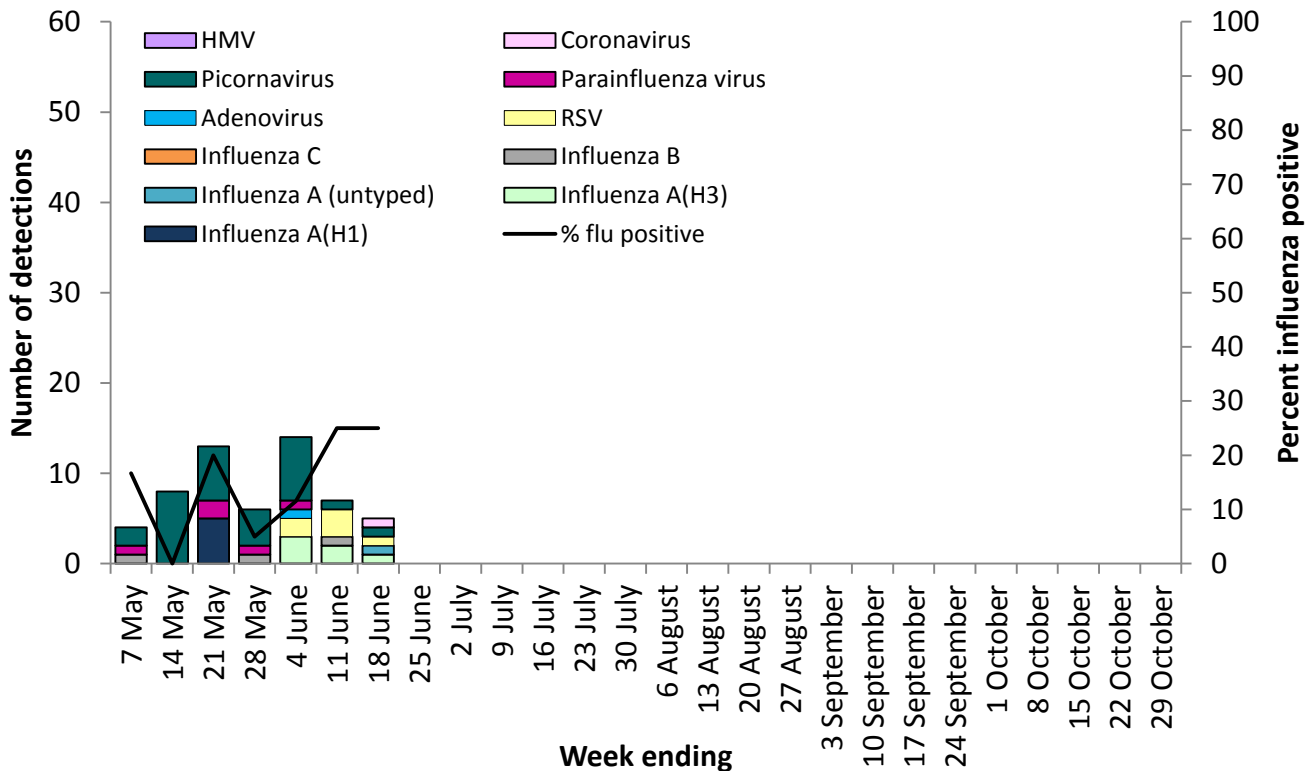


Figure 3. VicSPIN respiratory virus detections and percent influenza positive, Victoria, 2017



Observations from other influenza surveillance systems

Notified cases of laboratory confirmed influenza

- The Victorian Department of Health and Human Services received notifications for 166 cases of laboratory confirmed influenza for the week, although this is likely to be revised up as data are updated (Figure 1).
- A total of 2,227 cases of laboratory confirmed influenza have been notified so far in 2017, 59% more than the same period in 2016.
- Most cases notified during the week were type A (70%), lower than the 80% overall for 2017. Elderly cases aged ≥65 years comprise a higher proportion of type A cases (27%) than type B cases (15%).

World Health Organization Collaborating Centre for Reference and Research on Influenza

- The strains included in the 2017 quadrivalent influenza vaccine are: A/Michigan/45/2015 (H1N1)pdm09-like virus; A/Hong Kong/4801/2014 (H3N2)-like virus; B/Brisbane/60/2008-like virus; B/Phuket/3073/2013-like virus.
- Only four Victorian isolates have been strain-typed by the WHO so far in 2017; three were A/Hong Kong/4801/2014-Like and one was A/Michigan/45/2015 (H1N1)pdm09-like.
- No resistance to neuraminidase inhibitors has been detected in Australian isolates tested so far in 2017.