

## Report No. 9: Week ending 2 July 2017

### Overview: The 2017 influenza season so far

Influenza surveillance systems are at **average levels**. ILI rates are above baseline at average levels.

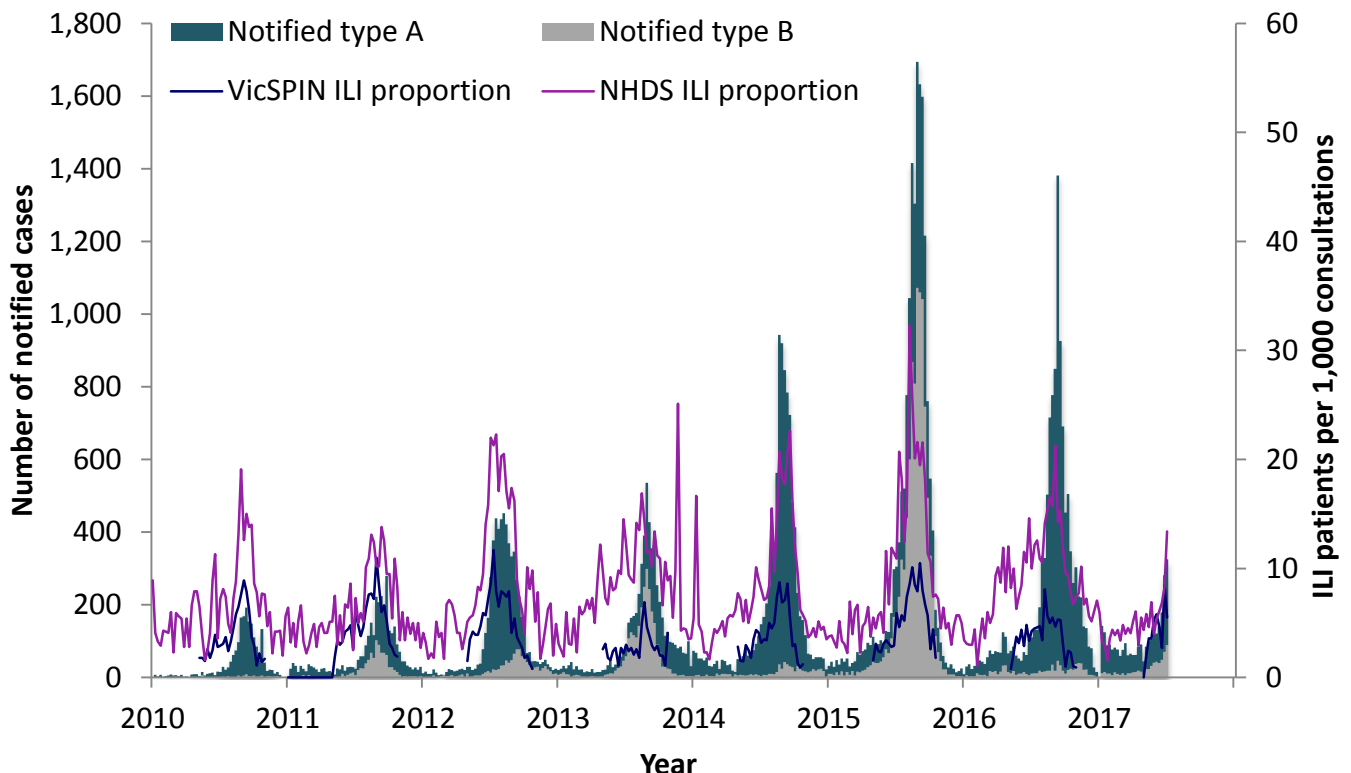
The number of notified **laboratory confirmed influenza** cases for the year to 2 July is **81% higher** than at the same time in 2016. There has been an increase in notifications in the last couple of weeks for both influenza A and B. Most notified cases year-to-date have been type A (78%).

Twenty swabs were received this week, of which five were positive for influenza; **one influenza (H1), two Influenza A untyped** and **two influenza B**, but **picornavirus** is the most commonly detected respiratory virus so far in 2017.

This year we are encouraging GPs to swab **all** ILI patients (where possible) and ensure **all** ILI patients are recorded on the tally sheet.

Final stage testing of the new database is now underway, and will hopefully be rolled out in several weeks.

*Figure 1. Routinely notified influenza cases and VicSPIN and National Home Doctor Service (NHDS) ILI consultation proportions, Victoria, 2010-2017*



### National Home Doctor Service (Victoria)

- The ILI proportion for the week was 13.4 ILI cases per 1,000 patients seen (Figure 1).
- ILI proportions have been variable in the last several weeks and this week have risen above baseline levels.

### Victorian Sentinel Practice Influenza Network

- Total influenza-like illness (ILI) measured by VicSPIN were above baseline levels this week with 5.5 ILI cases per 1,000 patients seen (Figures 1 & 2).
- Twenty swabs were received this week, of which five were positive for influenza; one influenza (H1), two Influenza A untyped and two influenza B. Picornavirus remains the most commonly detected respiratory virus so far in 2017.

Table 1. Summary of reporting from general practice sentinel sites, week ending 2 July 2017

	Total	Year-to-date
Number (%) of general practitioners notifying	86 (96%)	97% (average)
Total patients seen	5,986	54,909
Total patients with ILI	33	243
Consultation rate for ILI (per 1,000 patients)	5.5	4.4
Number of specimens received	20	154
Number (%) positive for influenza	5 (25%)	26 (17%)

Figure 2. VicSPIN ILI consultation proportions, Victoria, 2017

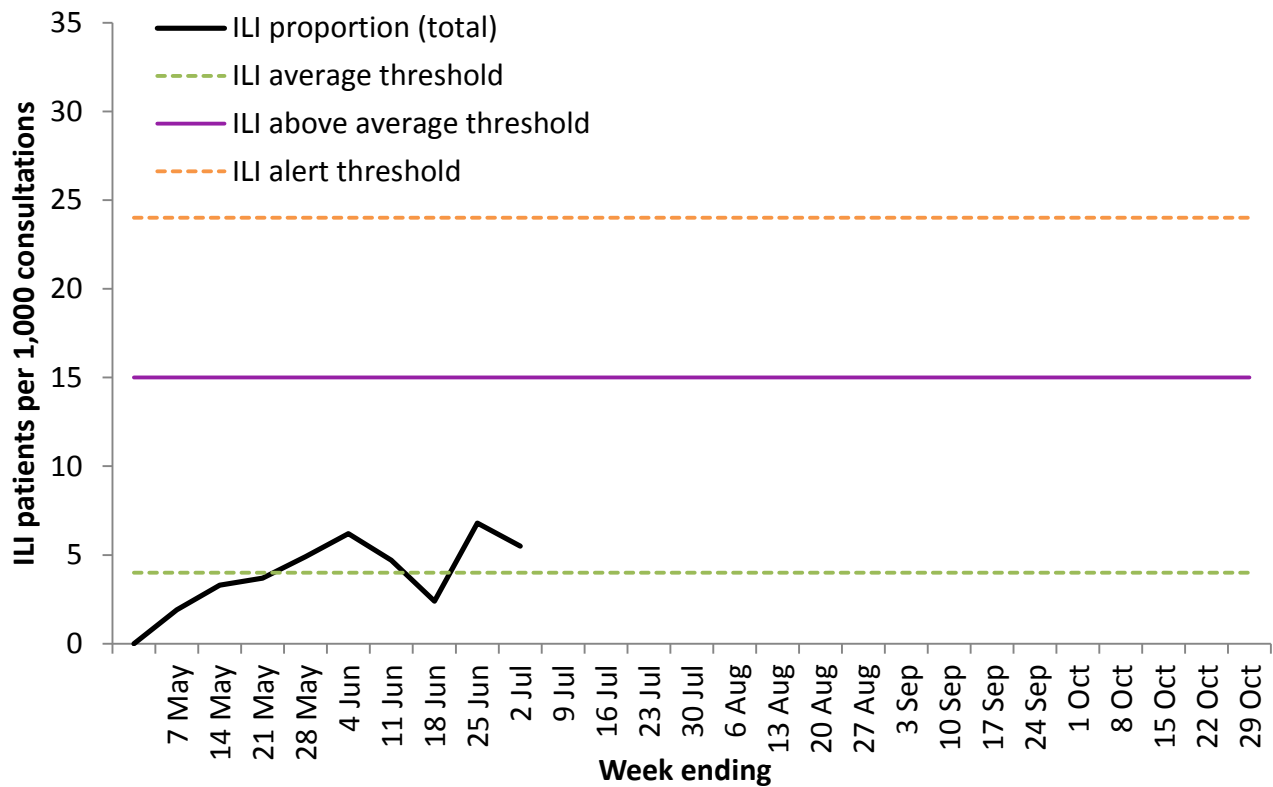
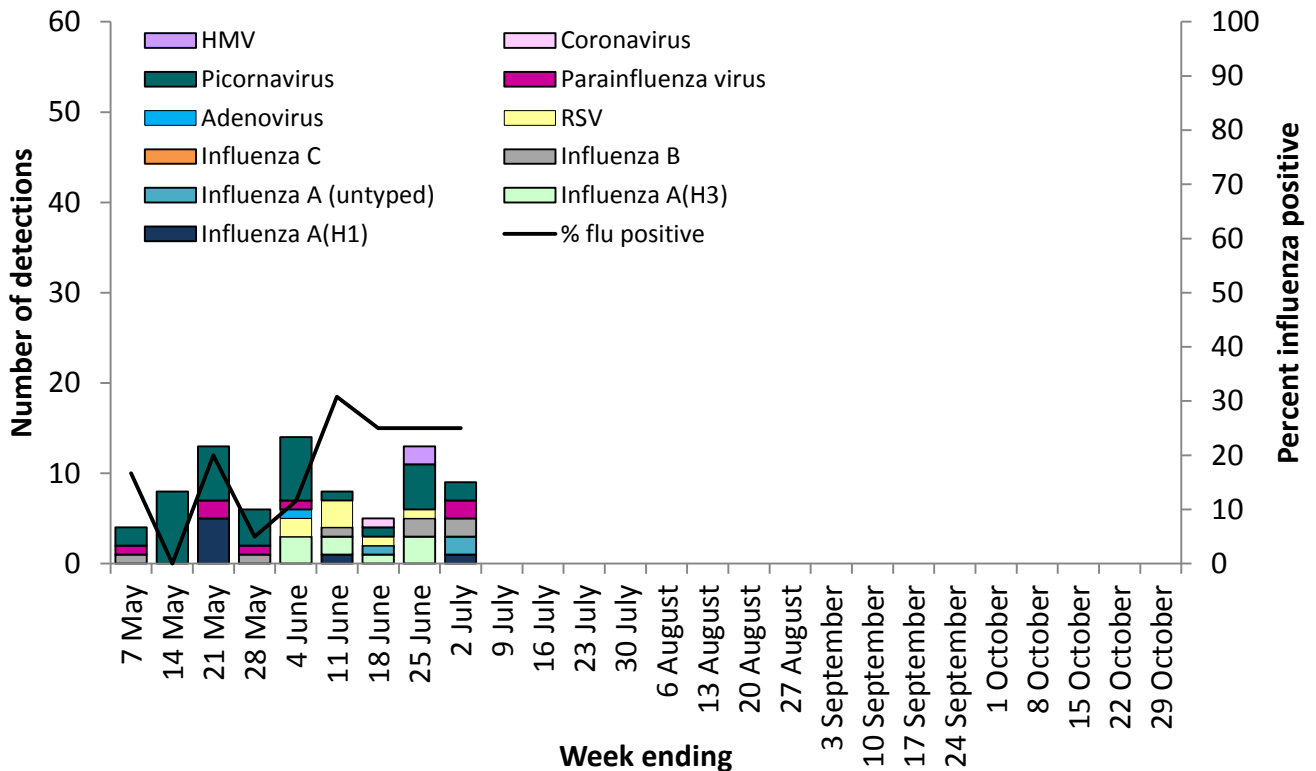


Figure 3. VicSPIN respiratory virus detections and percent influenza positive, Victoria, 2017



## Observations from other influenza surveillance systems

### Notified cases of laboratory confirmed influenza

- The Victorian Department of Health and Human Services received notifications for 328 cases of laboratory confirmed influenza for the week, although this is likely to be revised up as data are updated (Figure 1).
- A total of 2,851 cases of laboratory confirmed influenza have been notified so far in 2017, 81% more than the same period in 2016 (1,574). Forty one (41%) of influenza B cases have been in the last four weeks.
- Most cases notified during the week were type A (72%), lower than the 78% overall for 2017. Elderly cases aged ≥65 years comprise a higher proportion of type A cases (27%) than type B cases (15%).

### World Health Organization Collaborating Centre for Reference and Research on Influenza

- The strains included in the 2017 quadrivalent influenza vaccine are: A/Michigan/45/2015 (H1N1)pdm09-like virus; A/Hong Kong/4801/2014 (H3N2)-like virus; B/Brisbane/60/2008-like virus; B/Phuket/3073/2013-like virus.
- Only five Victorian isolates have been strain-typed by the WHO so far in 2017; three were A/Hong Kong/4801/2014-Like and two were A/Michigan/45/2015 (H1N1)pdm09-like.
- No resistance to neuraminidase inhibitors has been detected in Australian isolates tested so far in 2017.