

## Report No. 3: Week ending 20 May 2018

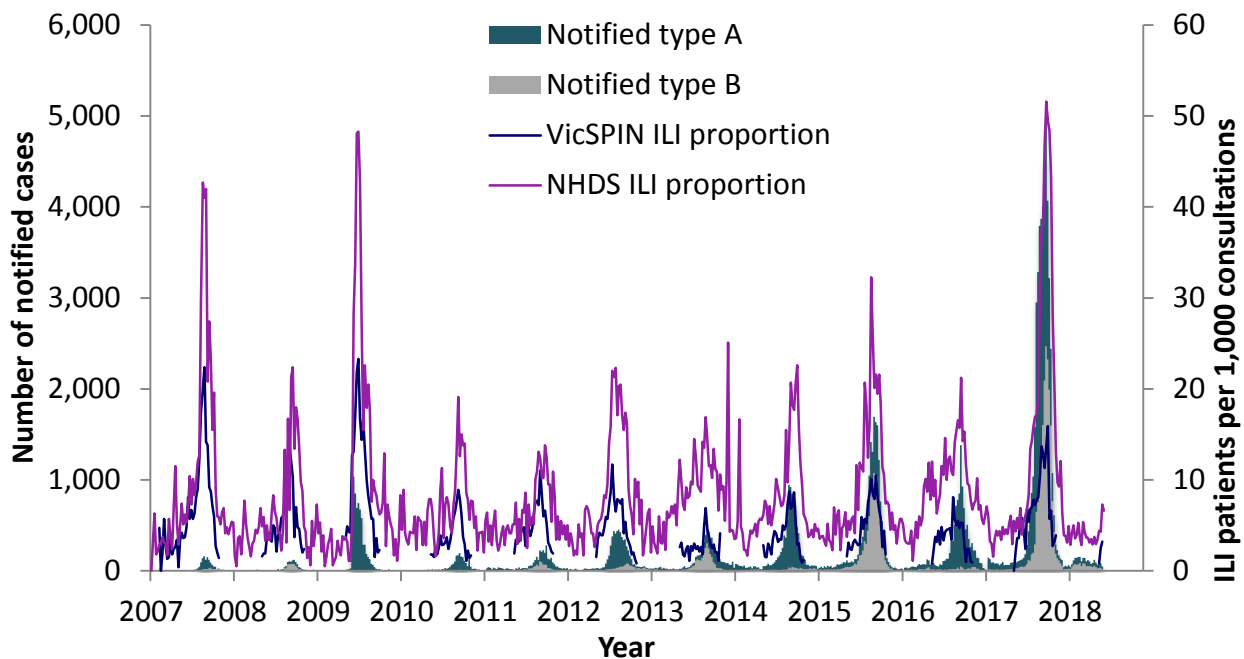
### Overview: The 2018 influenza season so far

Influenza surveillance indicates activity is increasing but remains at **baseline levels**.

The number of notified **laboratory confirmed influenza** cases for the year to 20 May is **higher** than at the same time in 2017. Cases notified year-to-date have been type A (50%) and type B (47%).

Twenty two swabs were received this week of which none were positive for influenza. Nine were positive for picornavirus.

*Figure 1. Routinely notified influenza cases and VicSPIN and National Home Doctor Service (NHDS) ILI consultation proportions, Victoria, 2007-2018*



### National Home Doctor Service (Victoria)

- The ILI proportion for the week was 6.6 ILI cases per 1,000 patients seen (Figure 1).
- ILI proportions are at baseline levels.

## Victorian Sentinel Practice Influenza Network

- The total influenza-like illness (ILI) proportion measured by VicSPIN is at baseline levels, at 3.2 ILI cases per 1,000 patients seen this week. (Figures 1 & 2).
- Twenty two swabs were received this week of which none were positive for influenza. Nine were positive for picornavirus.

*Table 1. Summary of reporting from general practice sentinel sites, week ending 13 May 2018*

	Total	Year-to-date
Number (%) of general practitioners notifying	80 (82%)	88 (92%)
Total patients seen	6,651	21,565
Total patients with ILI	21	44
Consultation rate for ILI (per 1,000 patients)	3.2	2.0
Number of specimens received	22	36
Number (%) positive for influenza	0 (0%)	2 (5.6%)

*Figure 2. VicSPIN ILI consultation proportions, Victoria, 2018*

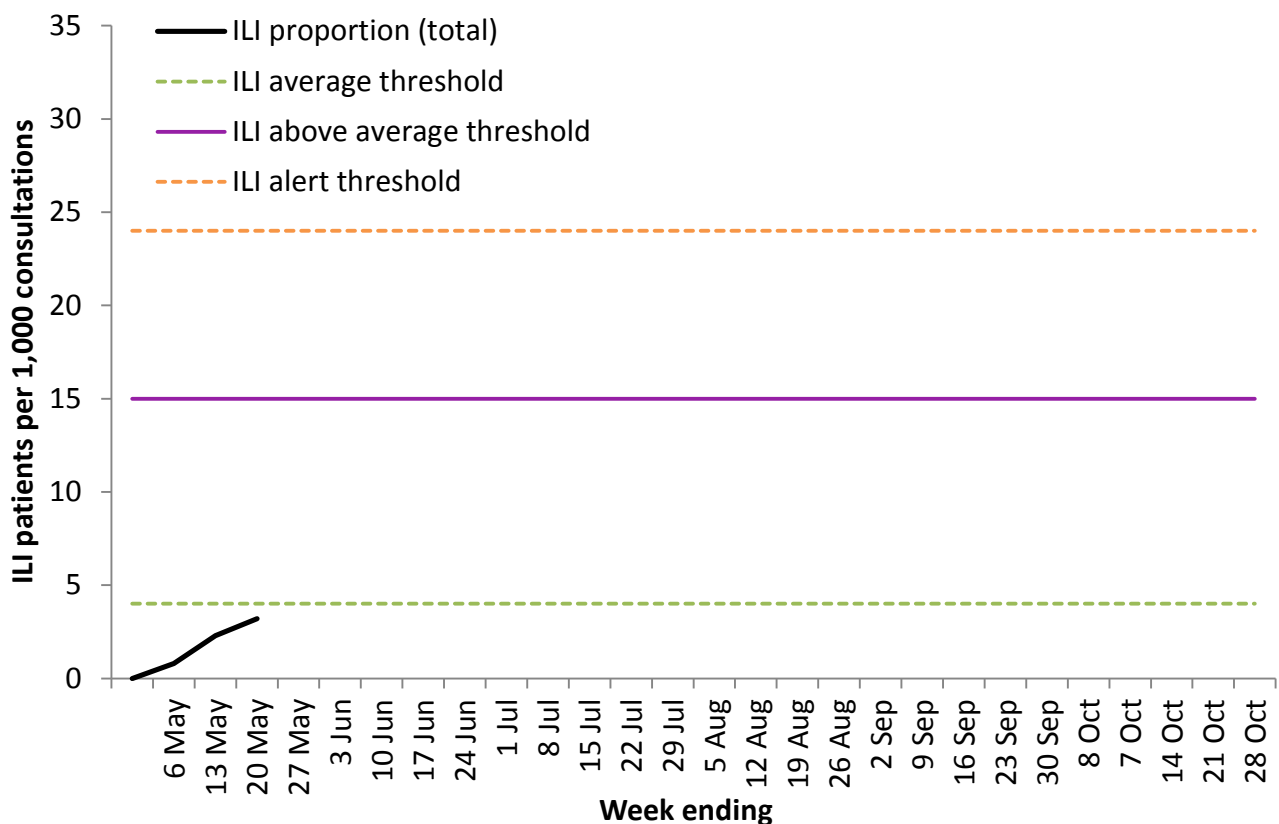
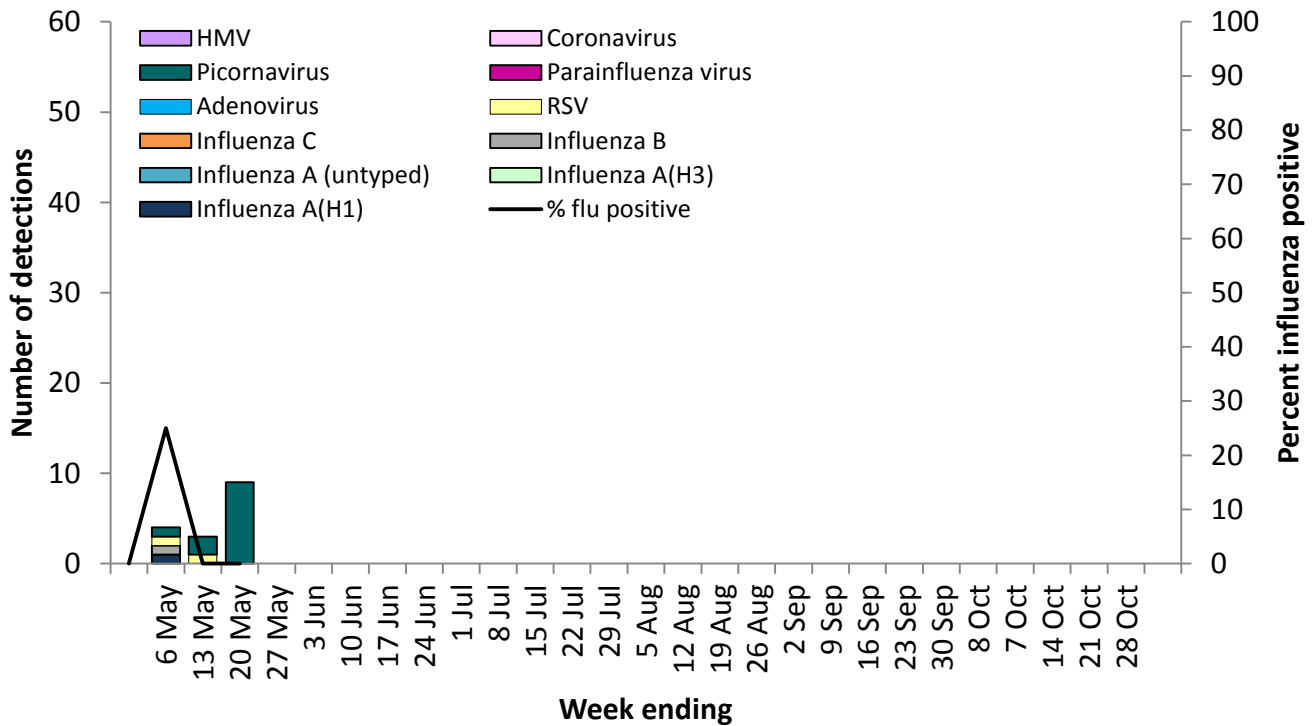


Figure 3. VicSPIN respiratory virus detections and percent influenza positive, Victoria, 2018



## Observations from other influenza surveillance systems

### Notified cases of laboratory confirmed influenza

- A total of 2,167 cases of laboratory confirmed influenza have been processed so far in 2018 (Figure 1), compared with 1,793 in 2017, although this may be revised up as data are updated.
- Cases notified year-to-date have been type A (50%) and type B (47%). Type A cases had a median age of 48 years and type B cases median age 50 years.

### World Health Organization Collaborating Centre for Reference and Research on Influenza

- The strains included in the 2018 quadrivalent influenza vaccine are: A/Michigan/45/2015 (H1N1)pdm09-like virus; A/Singapore/INFIMH-16-0019/2016 (H3N2)-like virus; B/Phuket/3073/2013-like virus with the quadrivalent vaccine including B/Brisbane/60/2008-like virus as well.
- No Victorian isolates have been strain-typed by the WHO so far in 2018.
- No isolate has shown resistance to Zanamivir, among the 80 Australian isolates tested so far in 2018.