

Report No. 5: Week ending 3 June 2018

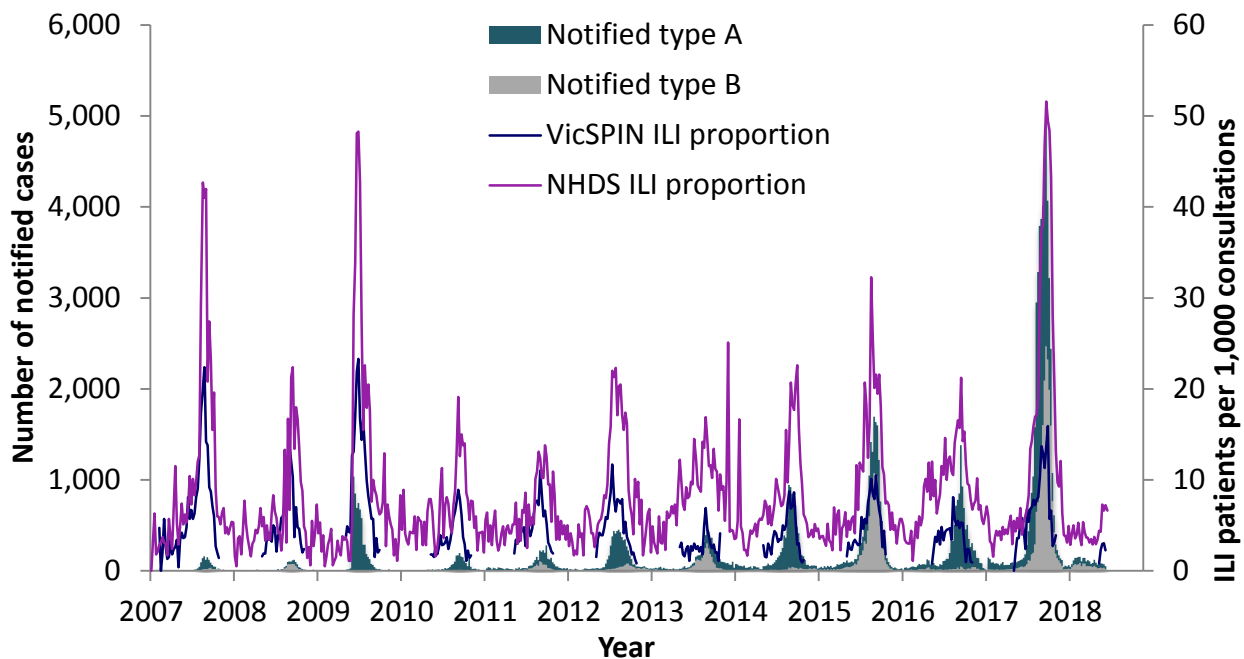
Overview: The 2018 influenza season so far

Influenza-like illness surveillance indicates activity is variable but still within **baseline thresholds**.

A total of 2,325 cases of laboratory confirmed influenza have been processed so far in 2018 (Figure 1), compared with 1,928 in 2017. Cases notified year-to-date have been type A (53%) and type B (47%).

Eleven swabs were received from VicSPIN this week, but **none were positive for influenza**. Four swabs (36%) were positive for picornavirus.

Figure 1. Routinely notified influenza cases and VicSPIN and National Home Doctor Service (NHDS) ILI consultation proportions, Victoria, 2007-2018



National Home Doctor Service (Victoria)

- The ILI proportion for the week was 6.6 ILI cases per 1,000 patients seen (Figure 1), remaining within the baseline activity threshold.

Victorian Sentinel Practice Influenza Network

- The total influenza-like illness (ILI) proportion measured by VicSPIN is within baseline activity thresholds, with 2.3 ILI cases per 1,000 patients seen this week. (Figures 1 & 2).
- Eleven swabs were received from VicSPIN this week, but none were positive for influenza. Four swabs (36%) were positive for picornavirus.

Table 1. Summary of reporting from general practice sentinel sites, week ending 3 June 2018

| | Total | Year-to-date |
|--|----------|--------------|
| Number (%) of general practitioners notifying | 84 (88%) | 91 (96%) |
| Total patients seen | 5,755 | 34,748 |
| Total patients with ILI | 13 | 78 |
| Consultation rate for ILI (per 1,000 patients) | 2.3 | 2.2 |
| Number of specimens received | 11 | 60 |
| Number (%) positive for influenza | 0 (0%) | 1 (1.7%) |

Figure 2. VicSPIN ILI consultation proportions, Victoria, 2018

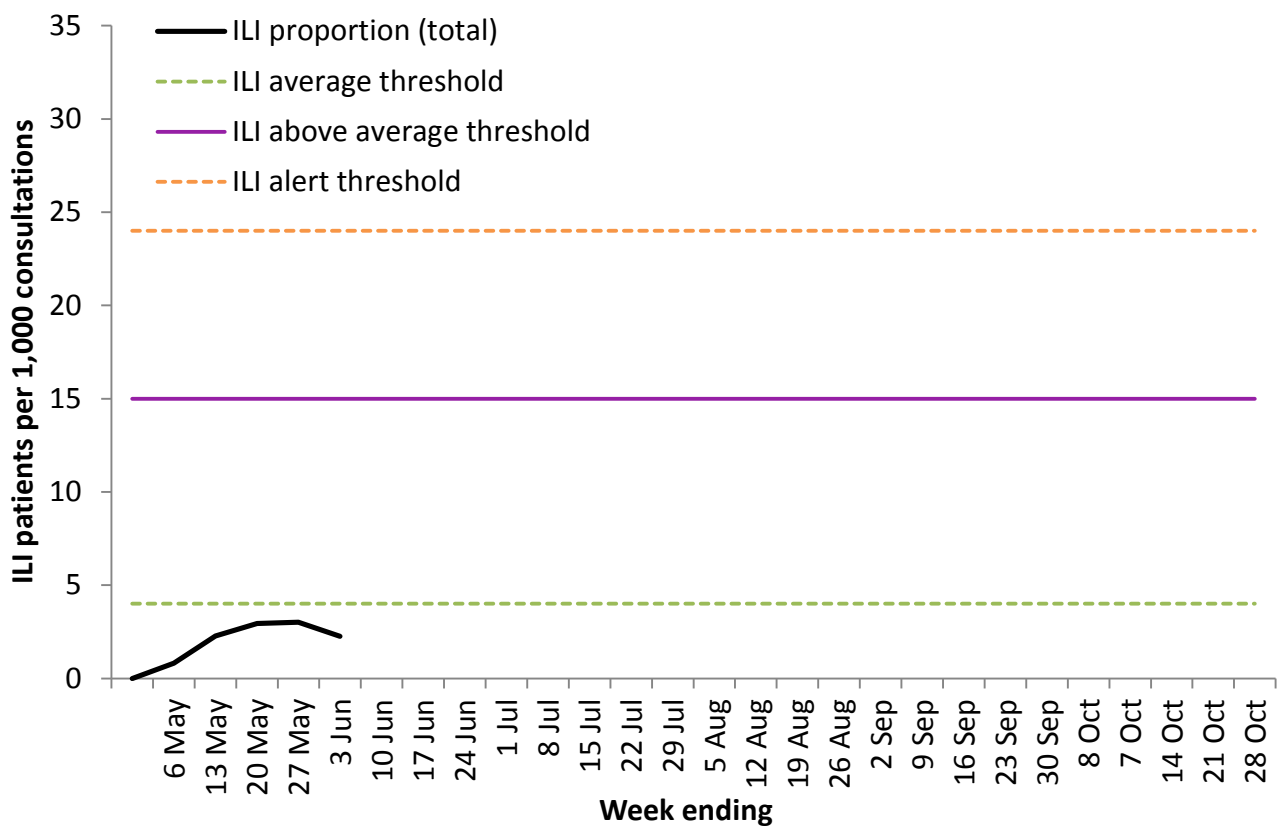
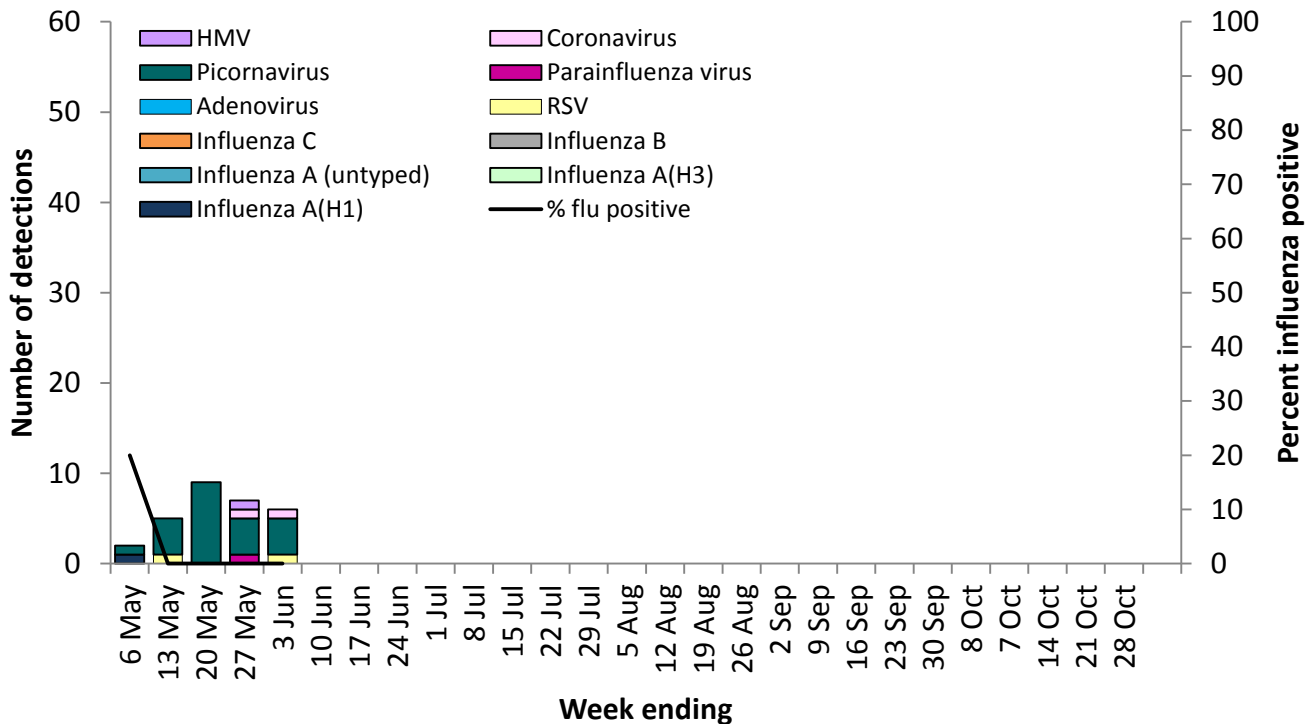


Figure 3. VicSPIN respiratory virus detections and percent influenza positive, Victoria, 2018



Observations from other influenza surveillance systems

Notified cases of laboratory confirmed influenza

- A total of 2,325 cases of laboratory confirmed influenza have been processed so far in 2018 (Figure 1), compared with 1,928 in 2017.
- Cases notified year-to-date have been type A (53%) and type B (47%). Type A cases had a median age of 44 years and type B cases median age 47 years.

World Health Organization Collaborating Centre for Reference and Research on Influenza

- The strains included in the 2018 quadrivalent influenza vaccine are: A/Michigan/45/2015 (H1N1)pdm09-like virus; A/Singapore/INFIMH-16-0019/2016 (H3N2)-like virus; B/Phuket/3073/2013-like virus with the quadrivalent vaccine including B/Brisbane/60/2008-like virus as well.
- No Victorian isolates have been strain-typed by the WHO so far in 2018.
- No isolate has shown resistance to Zanamivir, among the 138 Australian isolates tested so far in 2018.