

## Report No. 9: Week ending 1 July 2018

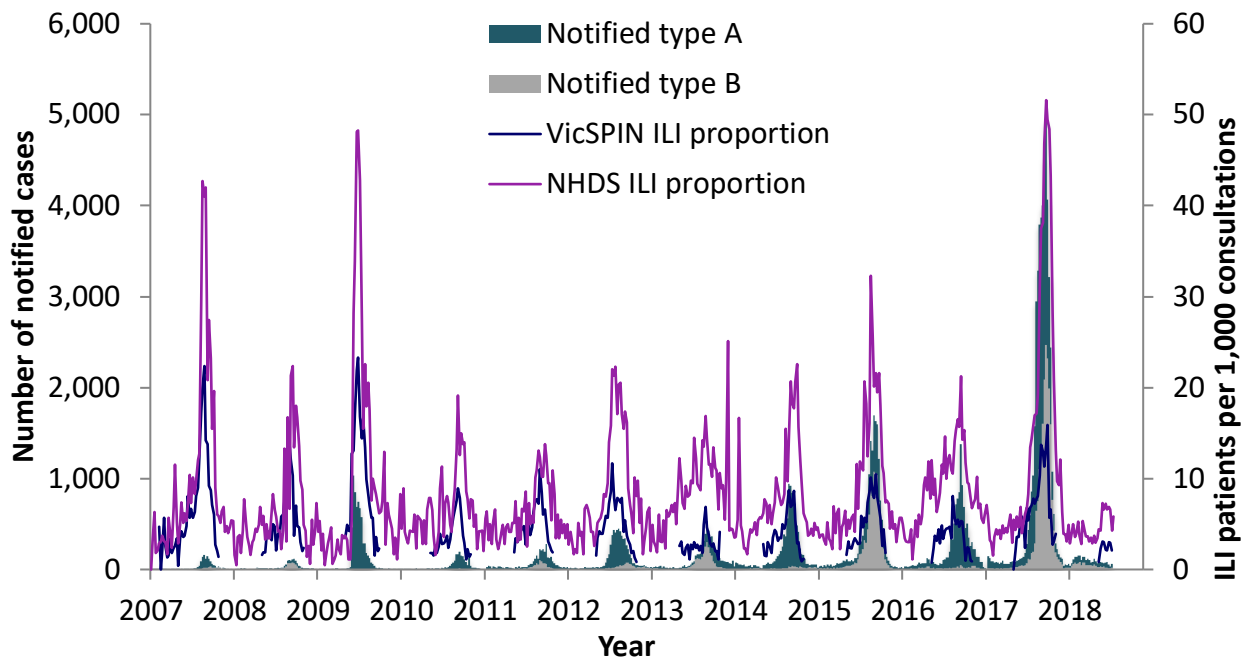
### Overview: The 2018 influenza season so far

Influenza-like illness surveillance indicates activity is variable but still within **baseline thresholds**.

A total of 2,616 cases of laboratory confirmed influenza have been processed so far in 2018, **27% lower** than the 3,561 notified year-to-date in 2017. Cases notified year-to-date have been type A (55%) and type B (45%). Type A cases had a median age of 42 years and type B cases median age 47 years.

Seven swabs were received from VicSPIN this week none of which were positive for influenza.

*Figure 1. Routinely notified influenza cases and VicSPIN and National Home Doctor Service (NHDS) ILI consultation proportions, Victoria, 2007-2018*



### National Home Doctor Service (Victoria)

- The ILI proportion for the week was 5.8 ILI cases per 1,000 patients seen (Figure 1), remaining within the baseline activity threshold.

### Victorian Sentinel Practice Influenza Network

- The total influenza-like illness (ILI) proportion measured by VicSPIN is within baseline activity thresholds, with 2.1 ILI cases per 1,000 patients seen this week. (Figures 1 & 2).
- Seven swabs were received from VicSPIN this week none of which were positive for influenza.

*Table 1. Summary of reporting from general practice sentinel sites, week ending 1 July 2018*

	Total	Year-to-date
Number (%) of general practitioners notifying	87 (90%)	92 (95%)
Total patients seen	5,753	57,796
Total patients with ILI	12	136
Consultation rate for ILI (per 1,000 patients)	2.1	2.4
Number of specimens received	12	102
Number (%) positive for influenza	0 (0%)	2 (2.0%)

*Figure 2. VicSPIN ILI consultation proportions, Victoria, 2018*

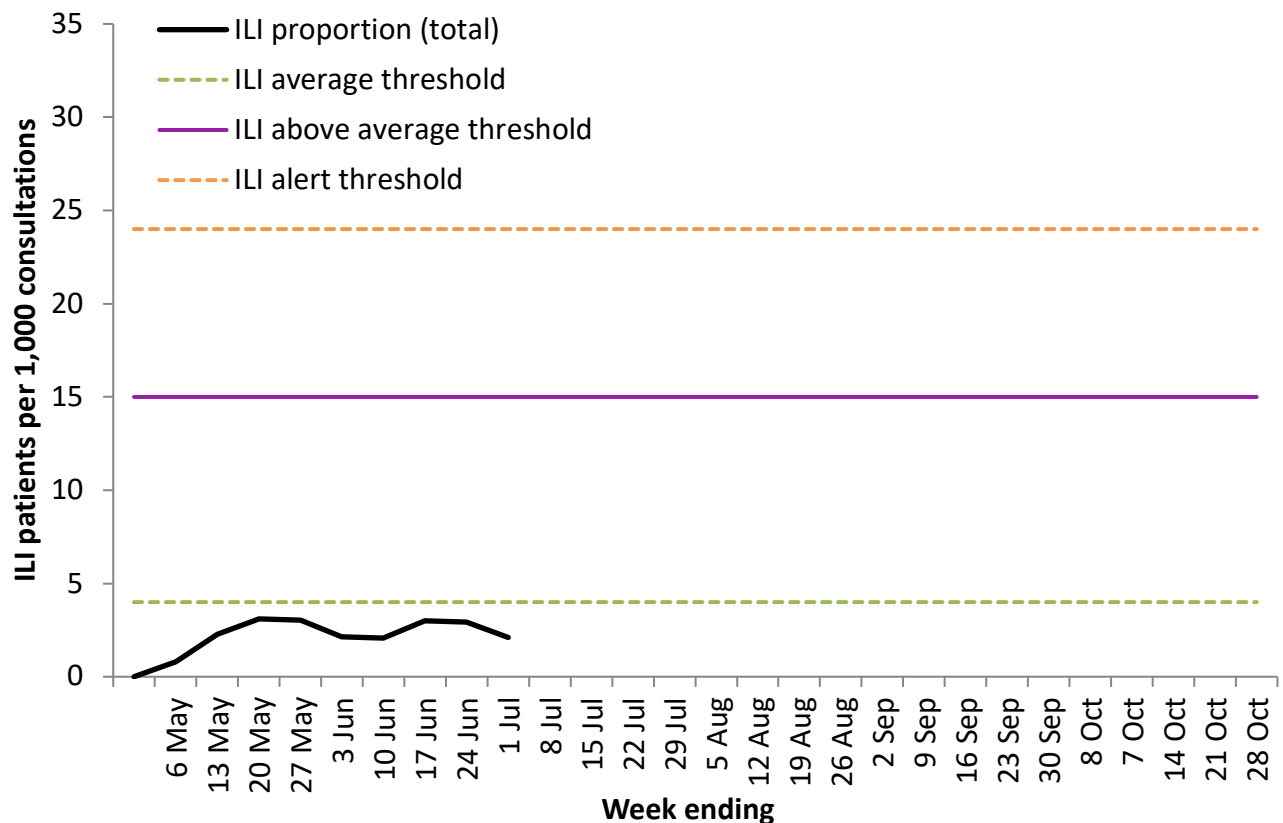
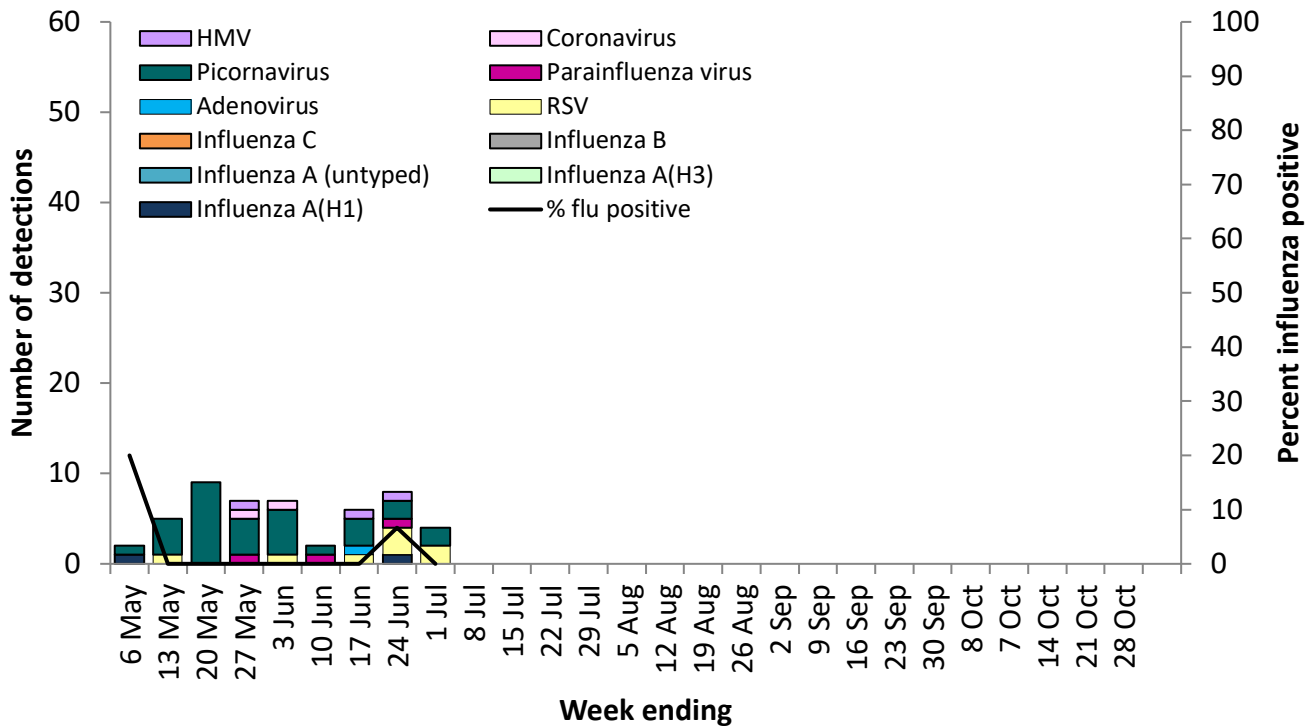


Figure 3. VicSPIN respiratory virus detections and percent influenza positive, Victoria, 2018



### Observations from other influenza surveillance systems

#### Notified cases of laboratory confirmed influenza

- A total of 2,616 cases of laboratory confirmed influenza have been processed so far in 2018 (Figure 1), 27% lower than the 3,561 notified year-to-date in 2017.
- Cases notified year-to-date have been type A (55%) and type B (45%). Type A cases had a median age of 42 years and type B cases median age 47 years.

#### World Health Organization Collaborating Centre for Reference and Research on Influenza

- The strains included in the 2018 quadrivalent influenza vaccine are: A/Michigan/45/2015 (H1N1)pdm09-like virus; A/Singapore/INFIMH-16-0019/2016 (H3N2)-like virus; B/Phuket/3073/2013-like virus with the quadrivalent vaccine including B/Brisbane/60/2008-like virus as well.
- No Victorian isolates have been strain-typed by the WHO so far in 2018.
- No isolate has shown resistance to Zanamivir, among the 176 Australian isolates tested so far in 2018.