

Report No. 11: Week ending 15 July 2018

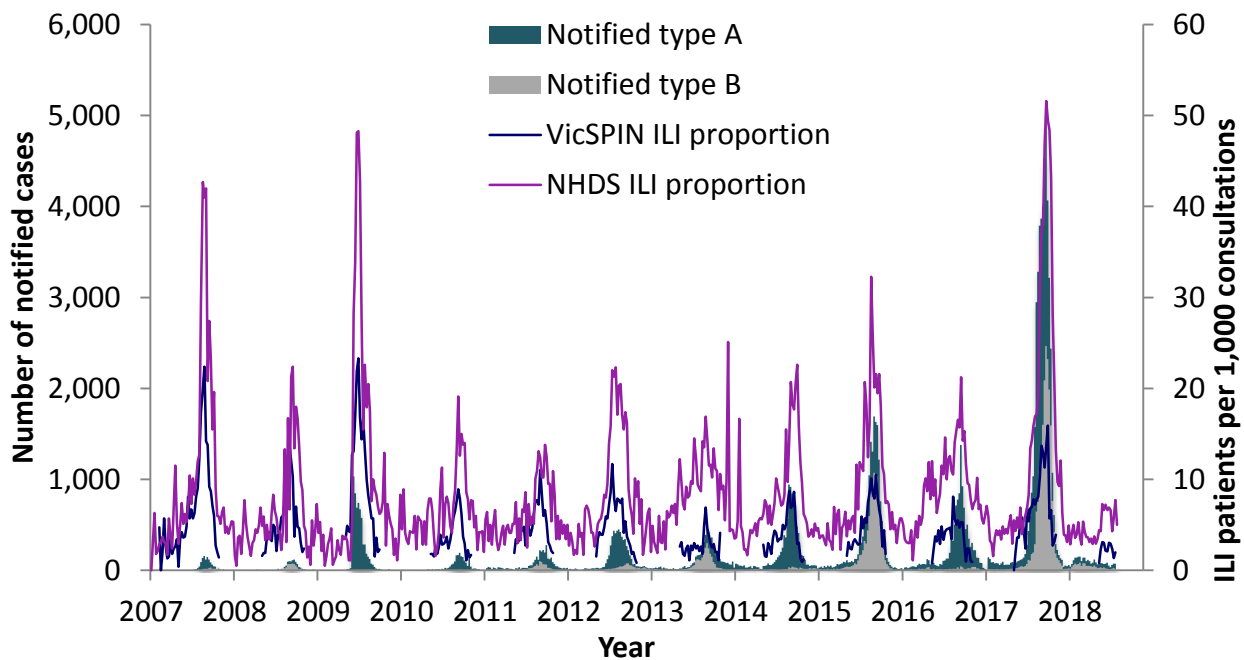
Overview: The 2018 influenza season so far

Influenza-like illness surveillance indicates activity is variable but still within **baseline thresholds**.

A total of 2,736 cases of laboratory confirmed influenza have been processed so far in 2018 compared with 4,420 in 2017, a **38% decrease** (Figure 1). Cases notified year-to-date have been type A (56%) and type B (44%). Type A cases had a median age of 42 years and type B cases median age 47 years.

Seven swabs were received from VicSPIN this week of which two (29%) were positive for influenza A (H1N1). Picornavirus remains the most commonly detected respiratory virus.

Figure 1. Routinely notified influenza cases and VicSPIN and National Home Doctor Service (NHDS) ILI consultation proportions, Victoria, 2007-2018



National Home Doctor Service (Victoria)

- The ILI proportion for the week was 5.0 ILI cases per 1,000 patients seen (Figure 1), remaining within the baseline activity threshold.

Victorian Sentinel Practice Influenza Network

- The total influenza-like illness (ILI) proportion measured by VicSPIN is within baseline activity thresholds, with 2.0 ILI cases per 1,000 patients seen this week. (Figures 1 & 2).
- Seven swabs were received from VicSPIN this week of which two (29%) were positive for influenza A (H1N1). Picornavirus remains the most commonly detected respiratory virus.

Table 1. Summary of reporting from general practice sentinel sites, week ending 15 July 2018

	Total	Year-to-date
Number (%) of general practitioners notifying	89 (89%)	92 (92%)
Total patients seen	5,610	69,506
Total patients with ILI	11	157
Consultation rate for ILI (per 1,000 patients)	2.0	2.3
Number of specimens received	7	114
Number (%) positive for influenza	2 (29%)	4 (3.5%)

Figure 2. VicSPIN ILI consultation proportions, Victoria, 2018

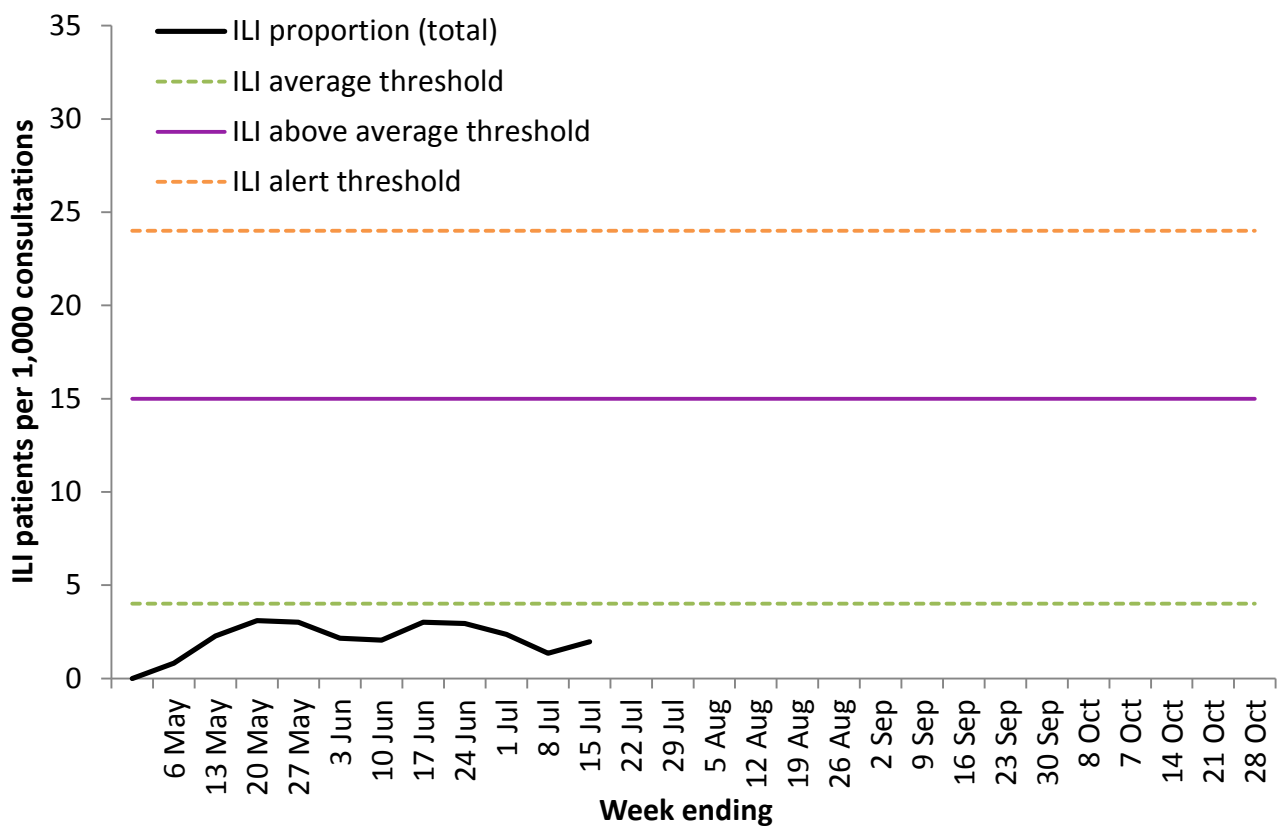
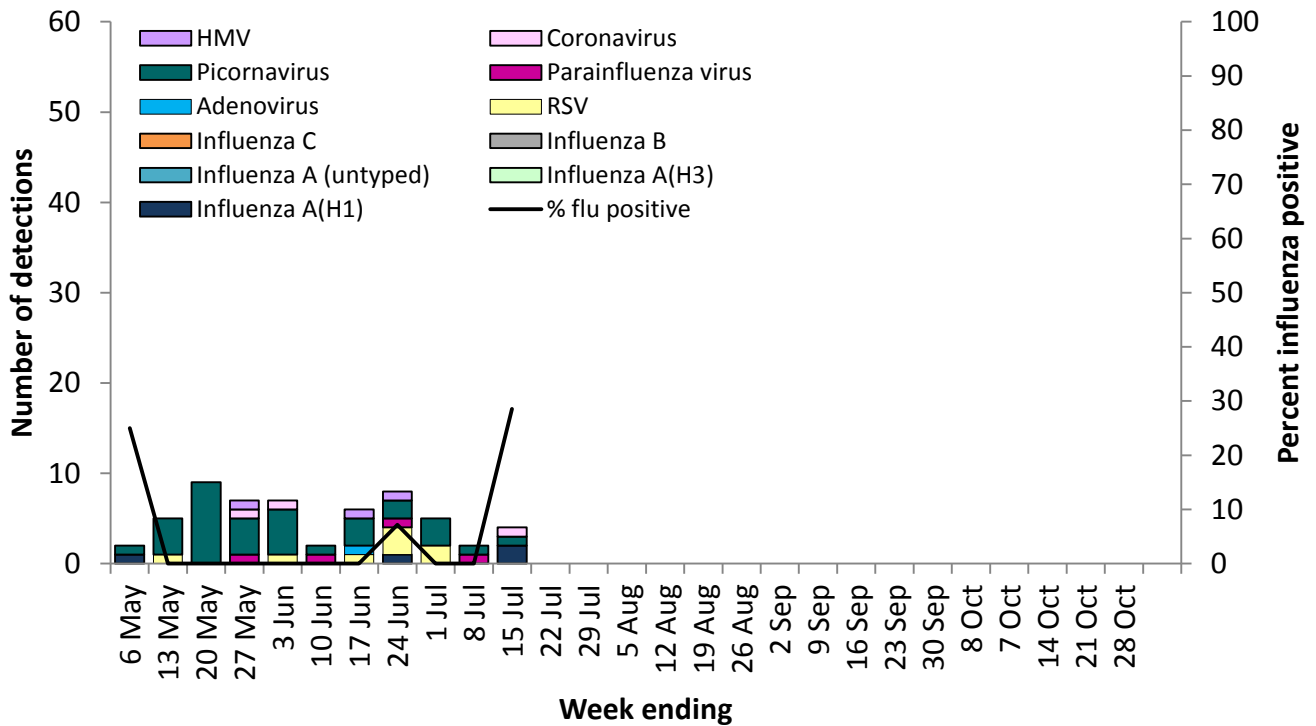


Figure 3. VicSPIN respiratory virus detections and percent influenza positive, Victoria, 2018



Observations from other influenza surveillance systems

Notified cases of laboratory confirmed influenza

- A total of 2,736 cases of laboratory confirmed influenza have been processed so far in 2018 compared with 4,420 in 2017, a 38% decrease (Figure 1).
- Cases notified year-to-date have been type A (56%) and type B (44%). Type A cases had a median age of 42 years and type B cases median age 47 years.

World Health Organization Collaborating Centre for Reference and Research on Influenza

- The strains included in the 2018 quadrivalent influenza vaccine are: A/Michigan/45/2015 (H1N1)pdm09-like virus; A/Singapore/INFIMH-16-0019/2016 (H3N2)-like virus; B/Phuket/3073/2013-like virus with the quadrivalent vaccine including B/Brisbane/60/2008-like virus as well.
- No Victorian isolates have been strain-typed by the WHO so far in 2018.
- No isolate has shown resistance to Zanamivir, among the 176 Australian isolates tested so far in 2018.