

## Report No. 19: Week ending 9 September 2018

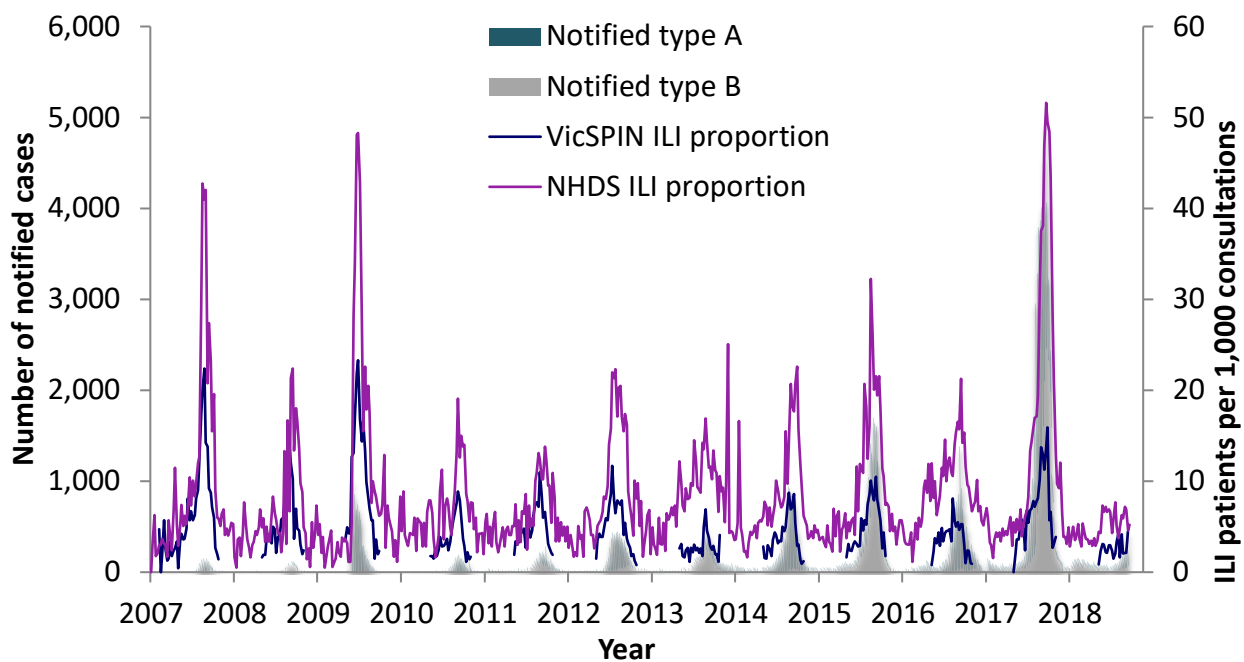
### Overview: The 2018 influenza season so far

**Influenza-like illness** activity has fluctuated around the threshold between baseline and average since late July, with a rate **above baseline levels this week**.

A total of 4,383 cases of laboratory confirmed influenza have been processed so far in 2018 compared with 29,561 in 2017, **an 85% decrease** (Figure 1). The number of **notified cases has increased** in each of the **last four weeks**, of which 79% have been type A (median age: 33 years) and 21% type B (median age: 36 years).

Twenty swabs were received from VicSPIN this week, of which one was positive for influenza A(H1), one for influenza A(H3) and one for influenza B. Picornavirus remains the most commonly detected respiratory virus.

*Figure 1. Routinely notified influenza cases and VicSPIN and National Home Doctor Service (NHDS) ILI consultation proportions, Victoria, 2007-2018*



### National Home Doctor Service (Victoria)

- The ILI proportion for the week was 5.2 ILI cases per 1,000 patients seen (Figure 1), remaining within the baseline activity threshold.

### Victorian Sentinel Practice Influenza Network

- The total influenza-like illness (ILI) proportion measured by VicSPIN was above baseline activity levels with 4.4 ILI cases per 1,000 patients seen this week. (Figures 1 & 2).
- Twenty swabs were received from VicSPIN this week, of which one was positive for influenza A(H1), one for influenza A(H3) and one for influenza B. Picornavirus remains the most commonly detected respiratory virus.

*Table 1. Summary of reporting from general practice sentinel sites, week ending 9 September 2018*

	Total	Year-to-date
Number (%) of general practitioners notifying	91 (91%)	92 (92%)
Total patients seen	6,094	117,618
Total patients with ILI	27	306
Consultation rate for ILI (per 1,000 patients)	4.4	2.6
Number of specimens received	20	237
Number (%) positive for influenza	3 (15%)	15 (6%)

*Figure 2. VicSPIN ILI consultation proportions, Victoria, 2018*

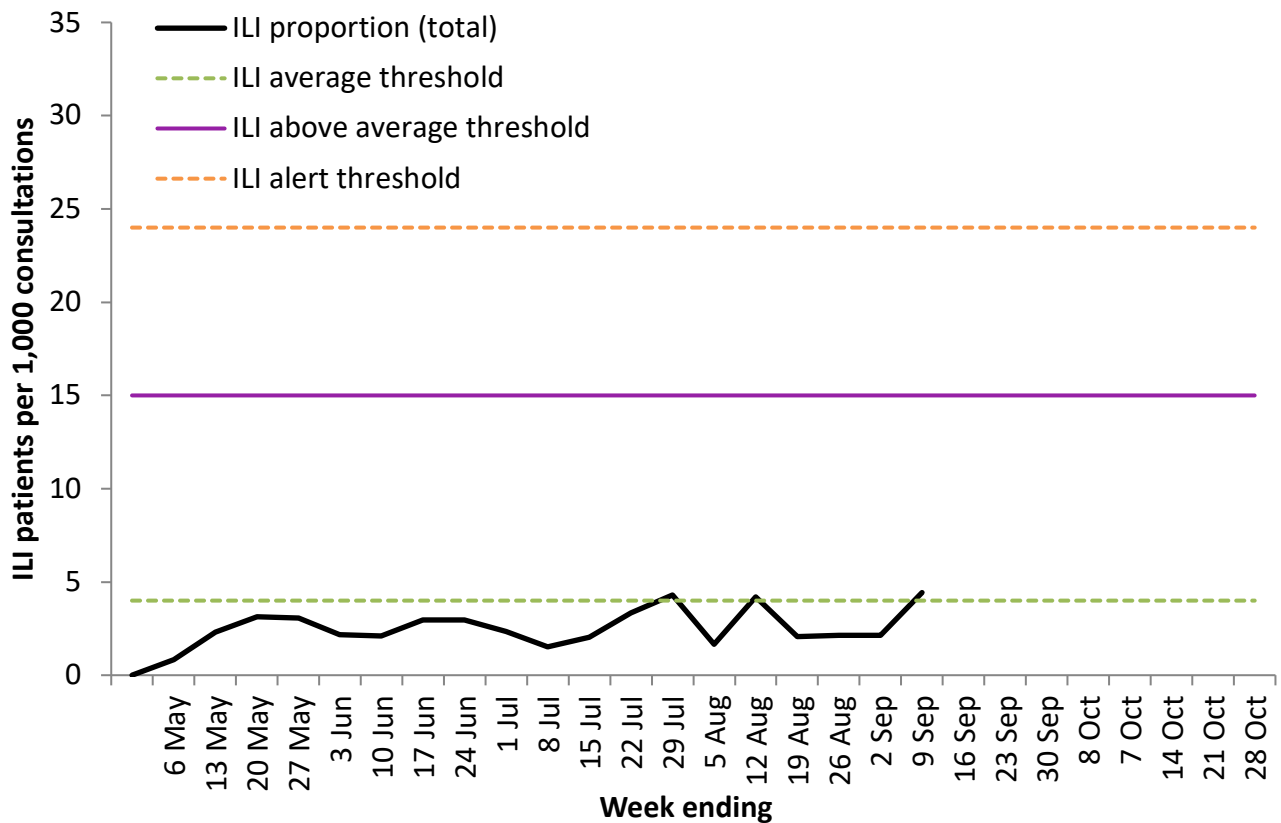
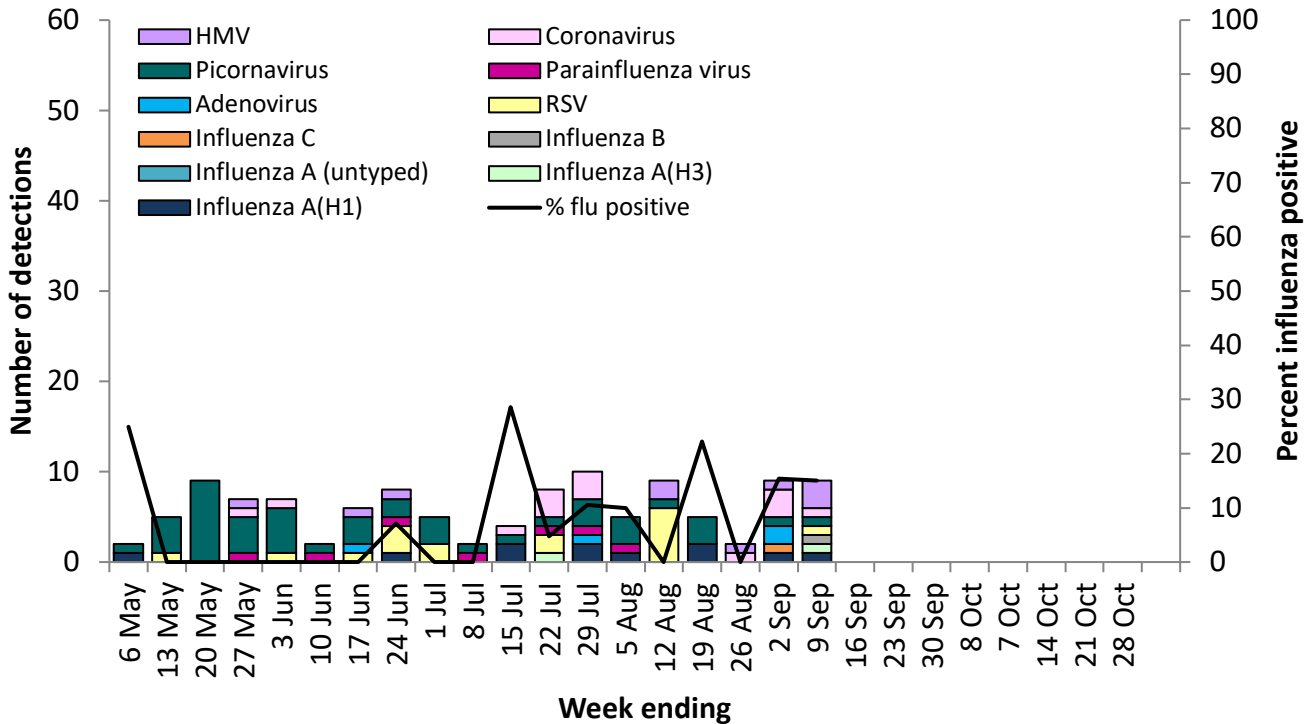


Figure 3. VicSPIN respiratory virus detections and percent influenza positive, Victoria, 2018



## Observations from other influenza surveillance systems

### Notified cases of laboratory confirmed influenza

- A total of 4,383 cases of laboratory confirmed influenza have been processed so far in 2018 compared with 29,561 in 2017, an 85% decrease (Figure 1).
- The number of notified cases has increased in each of the last four weeks, of which 79% have been type A (median age: 33 years) and 21% type B (median age: 36 years).

### World Health Organization Collaborating Centre for Reference and Research on Influenza

- The strains included in the 2018 quadrivalent influenza vaccine are: A/Michigan/45/2015 (H1N1)pdm09-like virus; A/Singapore/INFIMH-16-0019/2016 (H3N2)-like virus; B/Phuket/3073/2013-like virus with the quadrivalent vaccine including B/Brisbane/60/2008-like virus as well.
- Two Victorian isolates were strain-typed by the WHO as A/Michigan/45/2015 (H1N1)pdm09.
- No isolate has shown resistance to zanamivir, among the 271 Australian isolates tested so far in 2018.