

Report No. 1: Week ending 12 May 2019

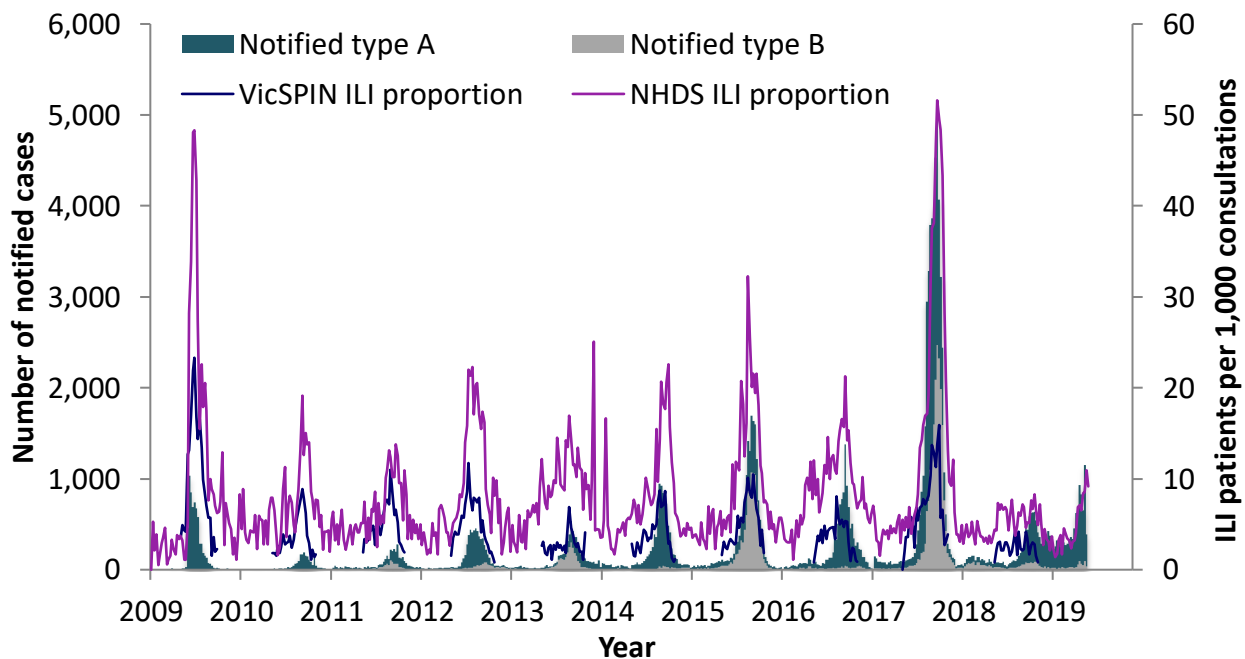
Overview: The 2019 influenza season so far

Influenza-like illness activity is currently within the **baseline** threshold.

The number of **notified cases of laboratory confirmed influenza is four times higher than at the same time in 2018**. More than **90% of notified cases are type A** and are generally **older than notified type B** cases.

Twenty-one swabs were received from VicSPIN this week, of which **one third were positive for influenza**.

Figure 1. Routinely notified influenza cases and VicSPIN and National Home Doctor Service (NHDS) ILI consultation proportions, Victoria, 2007-2019



National Home Doctor Service (Victoria)

- The ILI proportion for the week decreased from 10.9 the previous week to 9.1 ILI cases per 1,000 patients seen (Figure 1).
- Activity is hovering between the baseline and average activity threshold level of 10 ILI cases per 1,000 patients seen.

Victorian Sentinel Practice Influenza Network

- The total influenza-like illness (ILI) proportion measured by VicSPIN was below baseline activity levels with 2.8 ILI cases per 1,000 patients seen this week. (Figures 1 & 2).
- Twenty-one swabs were received this week, of which seven were positive for influenza (two each of type A(H1) and A(H3) and three type B). Picornavirus virus was detected from three (14%) swabs (Figure 3).

Table 1. Summary of reporting from general practice sentinel sites, week ending 12 May 2019

	Week	Year-to-date
Number (%) of general practitioners reporting	80 (91%)	
Total patients seen	6,743	6,743
Total patients with ILI	19	19
Consultation rate for ILI (per 1,000 patients)	2.8	2.8
Number of specimens received	21	21
Number (%) positive for influenza	7 (33%)	7 (33%)

Figure 2. VicSPIN ILI consultation proportions, Victoria, 2019

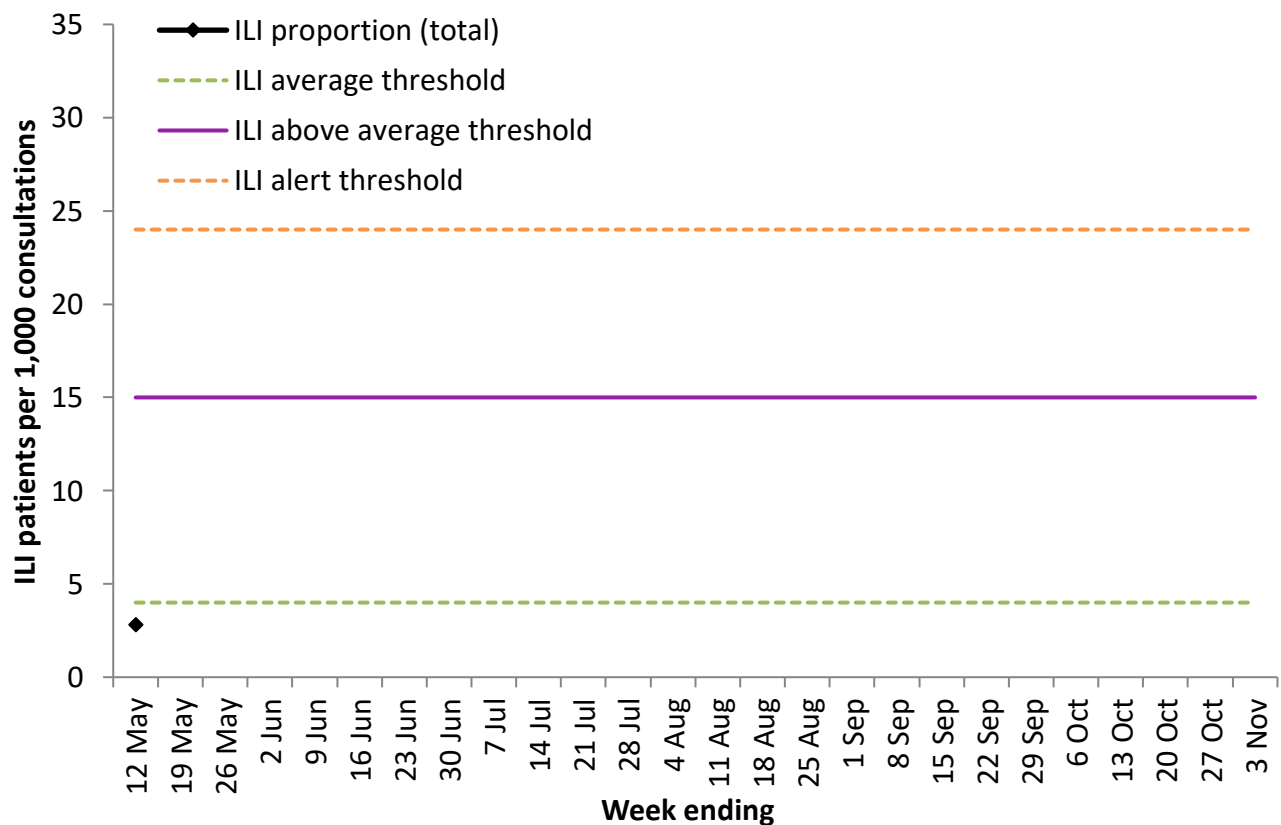
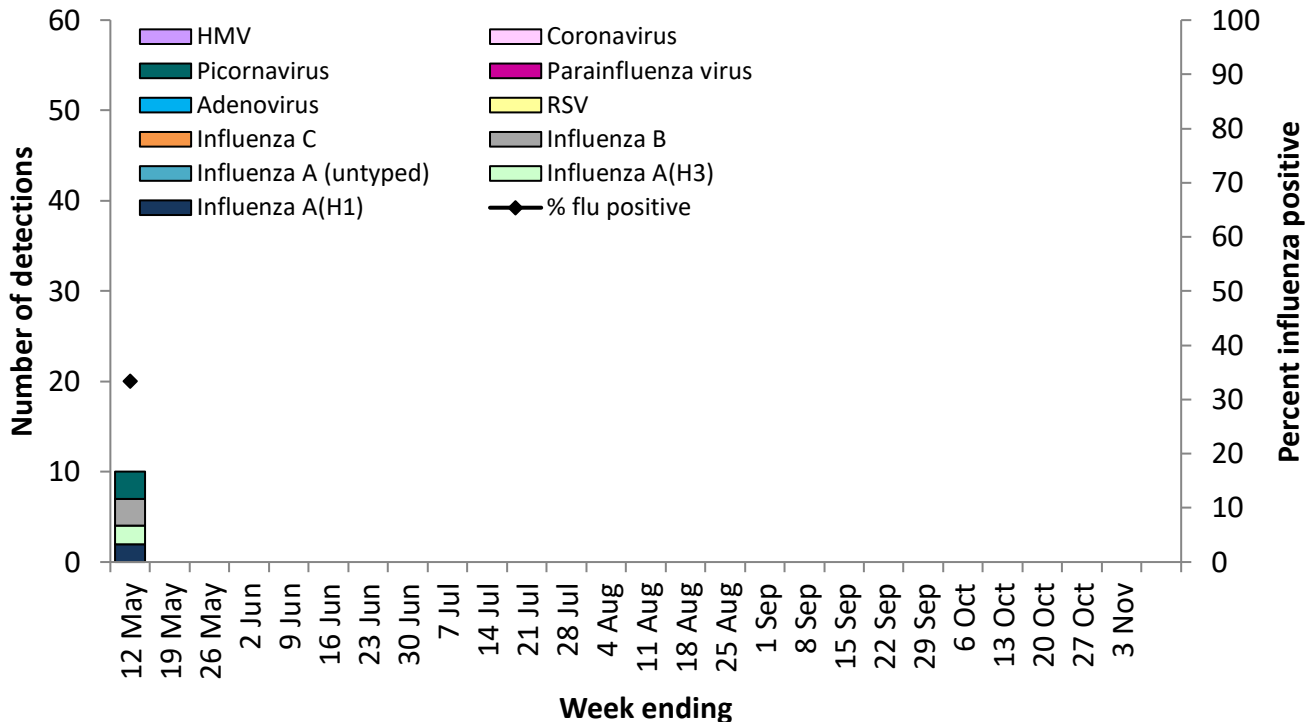


Figure 3. VicSPIN respiratory virus detections and percent influenza positive, Victoria, 2019



Observations from other influenza surveillance systems

Notified cases of laboratory confirmed influenza

- The number of notified cases of laboratory confirmed influenza decreased from 388 to 1,150 cases from the previous week, although this number is subject to change as notifications are processed and entered.
- A total of 9,073 cases of laboratory confirmed influenza have been processed so far in 2019, more than four times the 2,118 cases notified at the same time in 2018 (Figure 1).
- Year to date, 93% of notified cases have been type A (with a median age of 40 years) and 7% have been type B (with a median age of 26 years).

World Health Organization Collaborating Centre for Reference and Research on Influenza

- The strains included in the 2019 quadrivalent influenza vaccine are: A/Michigan/45/2015-Like (H1N1)pdm09 virus; A/Switzerland/8060/2017-like (H3N2) virus; B/Colorado/06/2017-like virus with the quadrivalent vaccine including B/Phuket/3073/2013-like virus as well.
- Sixty-seven Victorian isolates have been strain-typed by the WHO to date: 51 as A/Michigan/45/2015-Like; one as A/Michigan/45/2015-Low Reactor; seven as A/Switzerland/8060/2017-Like; seven as A/Switzerland/8060/2017-Low Reactor; one as B/Colorado/6/2017-Like; and one as B/Phuket/3073/2013-Like.
- No isolate has shown resistance to oseltamivir or zanamivir, among the 676 Australian isolates tested so far in 2019.