

Report No. 6: Week ending 16 June 2019

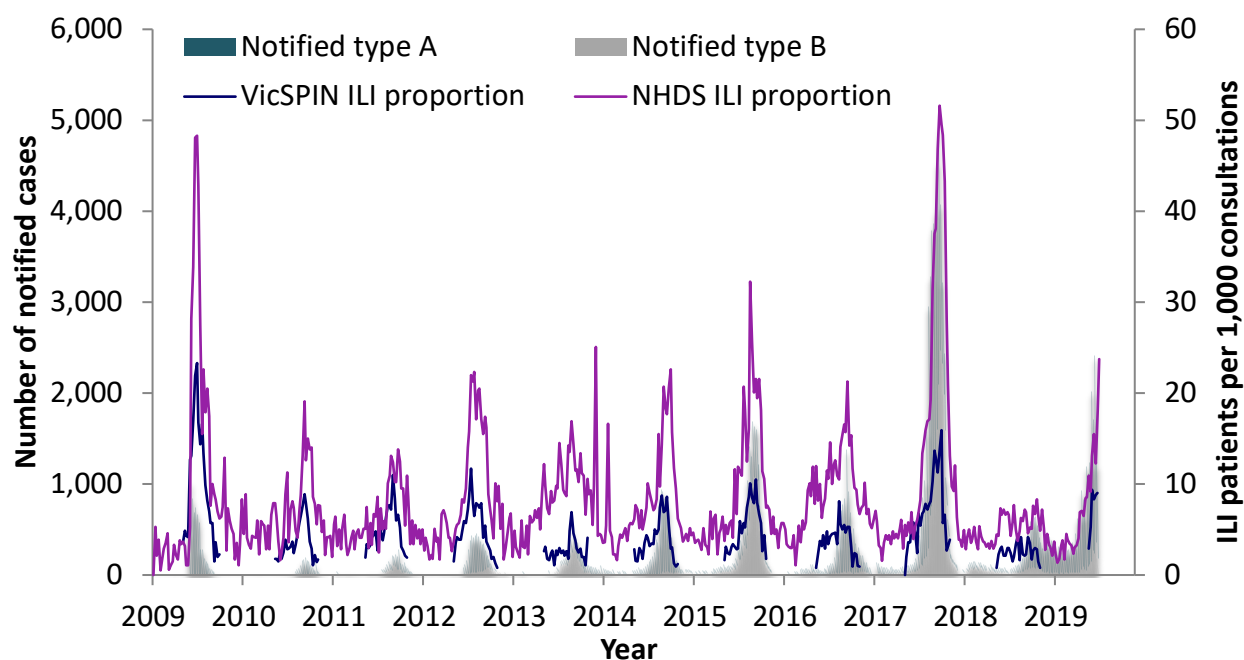
Overview: The 2019 influenza season so far

Influenza-like illness activity remains within the **average** threshold, early in the season.

The number of **notified cases of laboratory confirmed influenza is now over seven times higher than at the same time in 2018**. The majority of notified cases are **type A (89%)**, and type A cases are **older than notified type B** cases; 32% of type B cases are aged less than 10 years compared to 20% of type A cases, and 17% of type A cases are aged 65 years and older compared to 4% of type B cases.

Thirty-nine swabs were received from VicSPIN this week, of which **38% were positive for influenza**.

Figure 1. Routinely notified influenza cases and VicSPIN and National Home Doctor Service (NHDS) ILI consultation proportions, Victoria, 2007-2019



National Home Doctor Service (Victoria)

- The ILI proportion for the week increased from 18.2 the previous week to 23.8 ILI cases per 1,000 patients seen (Figure 1).
- ILI activity remains within the average activity threshold range of 10-35 ILI cases per 1,000 patients seen.

Victorian Sentinel Practice Influenza Network

- The total influenza-like illness (ILI) proportion measured by VicSPIN has remained fairly steady over the last three weeks and is within average activity level, with 9.0 ILI cases per 1,000 patients seen this week. (Figures 1 & 2).
- Thirty-nine swabs were received this week, of which 15 (38%) were positive for influenza (eight of A(H3); one of A(H1) and six A (untyped)). Picornavirus virus was detected from 4 swabs and RSV from 2 swabs (Figure 3).

Table 1. Summary of reporting from general practice sentinel sites, week ending 16 June 2019

	Week	Year-to-date
Number (%) of general practitioners reporting	85 (98%)	
Total patients seen	5,104	39,195
Total patients with ILI	46	278
Consultation rate for ILI (per 1,000 patients)	9	7.1
Number of specimens received	39	229
Number (%) positive for influenza	15 (38%)	70 (31%)

Figure 2. VicSPIN ILI consultation proportions, Victoria, 2019

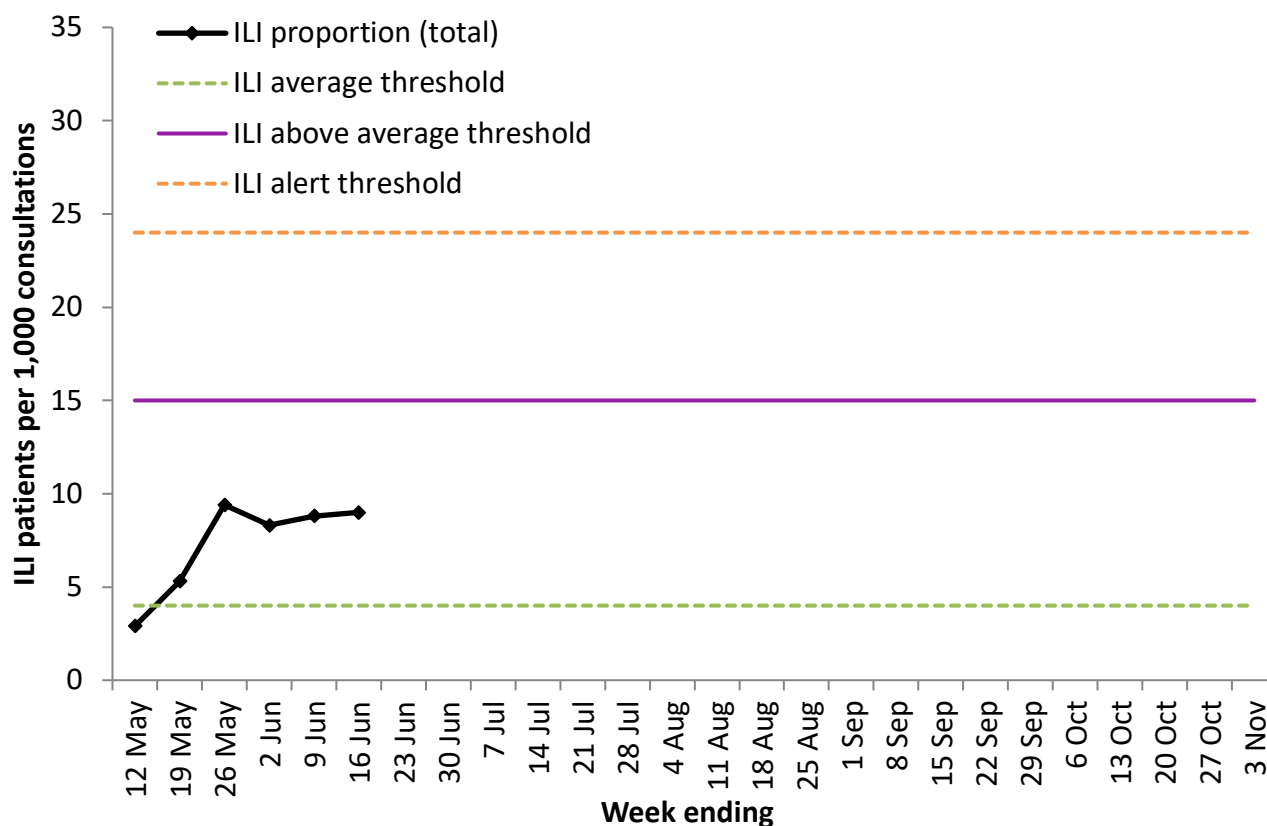
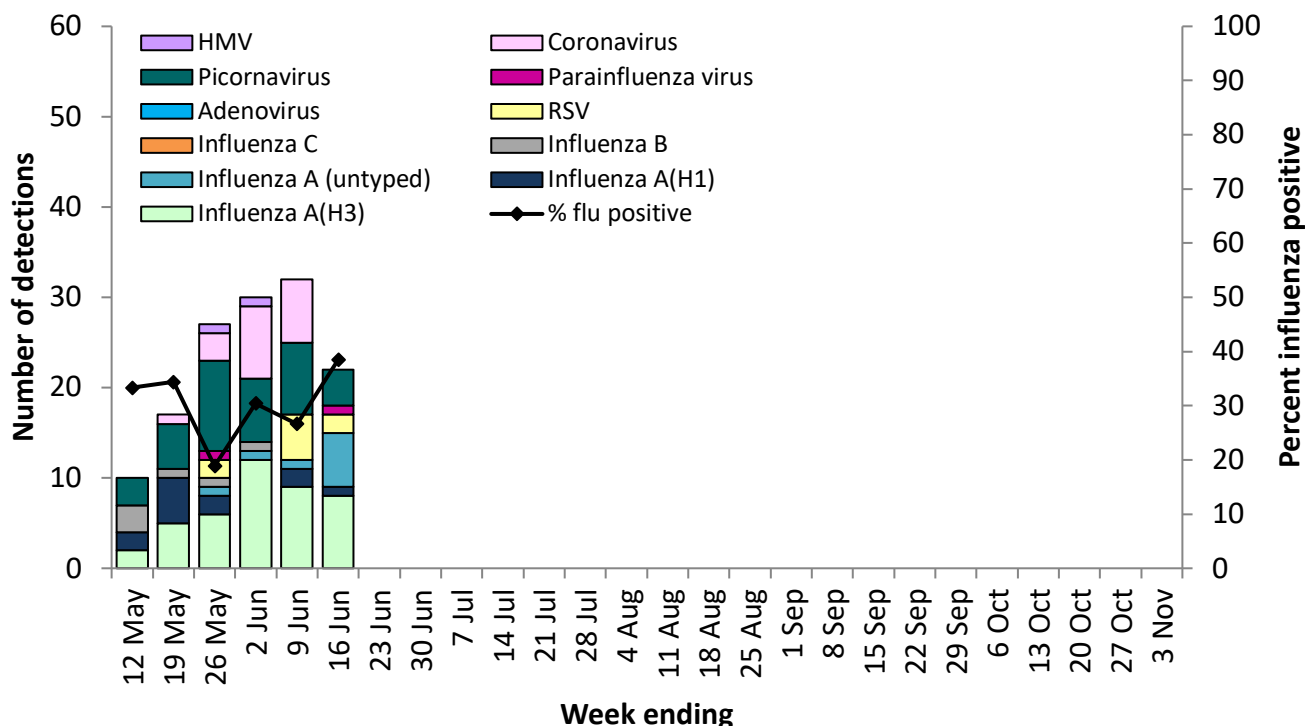


Figure 3. VicSPIN respiratory virus detections and percent influenza positive, Victoria, 2019



Observations from other influenza surveillance systems

Notified cases of laboratory confirmed influenza

- The number of notified cases of laboratory confirmed influenza appears lower than last week, at 1,215 cases compared with 2,412 cases in the previous week, however this number is subject to change as notifications are processed and entered.
- A total of 18,464 cases of laboratory confirmed influenza have been processed so far in 2019, over seven times the 2,483 cases notified at the same time in 2018 (Figure 1).
- Year to date, 89% of notified cases have been type A (20% aged less than 10 years and 17% aged 65 years and over) and 11% have been type B (32% aged less than 10 years and 4% aged 65 years and over).

World Health Organization Collaborating Centre for Reference and Research on Influenza

- The strains included in the 2019 quadrivalent influenza vaccine are: A/Michigan/45/2015-Like (H1N1)pdm09 virus; A/Switzerland/8060/2017-like (H3N2) virus; B/Colorado/06/2017-like virus with the quadrivalent vaccine including B/Phuket/3073/2013-like virus as well.
- A total of 102 Victorian isolates have been strain-typed by the WHO to date: 60 as A/Michigan/45/2015-Like; one as A/Michigan/45/2015-Low Reactor; 27 as A/Switzerland/8060/2017-Like; 10 as A/Switzerland/8060/2017-Low Reactor; two as B/Colorado/6/2017-Like; one as B/Colorado/6/2017-Low Reactor; and one as B/Phuket/3073/2013-Like.
- No isolate has shown resistance to oseltamivir or zanamivir, among the 827 Australian isolates tested so far in 2019.