

Report No. 8: Week ending 30 June 2019

Overview: The 2019 influenza season so far

Influenza-like illness activity remains within the **average** threshold.

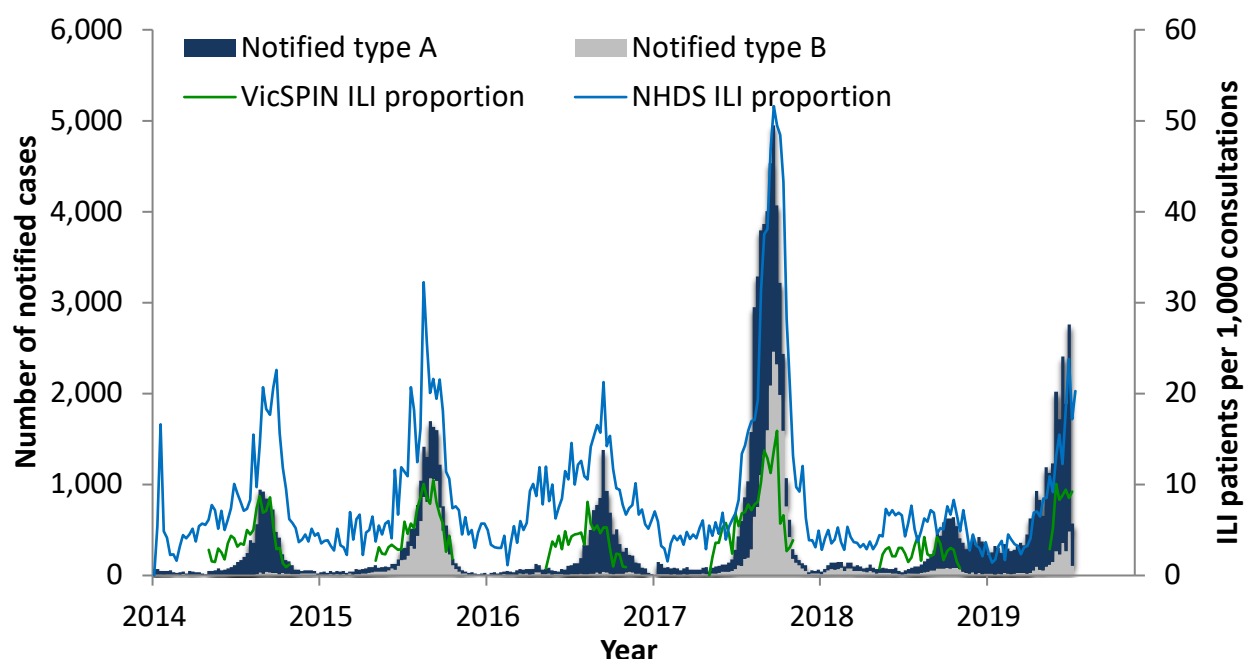
The number of **notified cases of laboratory confirmed influenza is now over eight times higher than at the same time in 2018**. The majority of notified cases are **type A (88%)**, and type A cases are **older than** notified **type B** cases; 34% of type B cases are aged less than 10 years compared to 21% of type A cases, and 16% of type A cases are aged 65 years and older compared to 4% of type B cases.

Thirty-six swabs were received from VicSPIN this week, of which **31% were positive for influenza**.

To date, coronavirus and picornavirus were co-detected in three influenza A(H3) positive cases.

In one additional case, influenza A(H3) was co-detected with A(H1N1)pdm09.

Figure 1. Routinely notified influenza cases and VicSPIN and National Home Doctor Service (NHDS) ILI consultation proportions, Victoria, 2007-2019



National Home Doctor Service (Victoria)

- The ILI proportion for the week increased from 17.2 the previous week to 20.3 ILI cases per 1,000 patients seen (Figure 1).
- ILI activity remains within the average activity threshold range of 10-35 ILI cases per 1,000 patients seen.

Victorian Sentinel Practice Influenza Network

- The total influenza-like illness (ILI) proportion measured by VicSPIN has increased slightly but remains within the average activity level, with 9.2 ILI cases per 1,000 patients seen this week. (Figures 1 & 2).
- Thirty-six swabs were received this week, of which 11 (31%) were positive for influenza (seven of A(H3); one of A(H1)). RSV and coronavirus were each detected from 4 swabs (Figure 3).

Table 1. Summary of reporting from general practice sentinel sites, week ending 30 June 2019

	Week	Year-to-date
Number (%) of general practitioners reporting	85 (99%)	
Total patients seen	5,777	51,239
Total patients with ILI	53	384
Consultation rate for ILI (per 1,000 patients)	9.2	7.5
Number of specimens received	36	313
Number (%) positive for influenza	11 (31%)	98 (31%)

Figure 2. VicSPIN ILI consultation proportions, Victoria, 2019

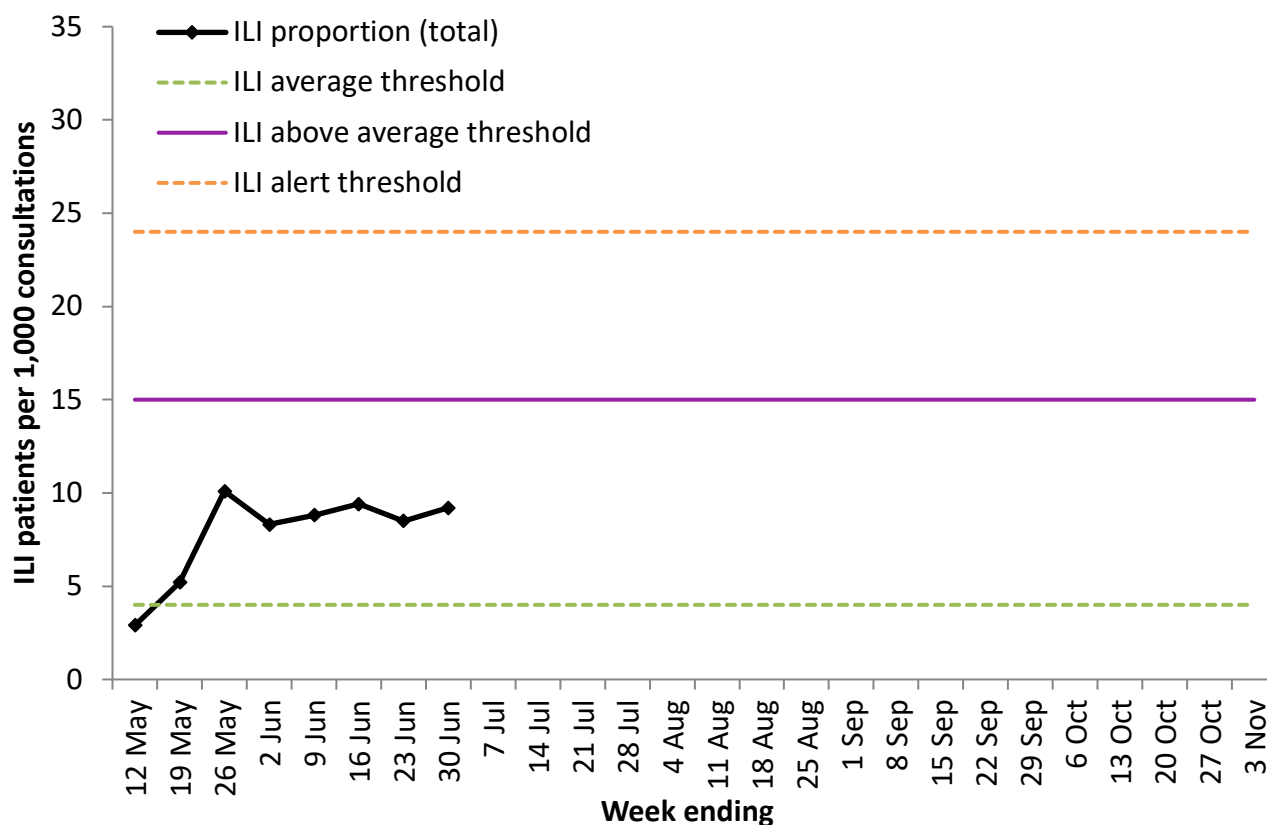
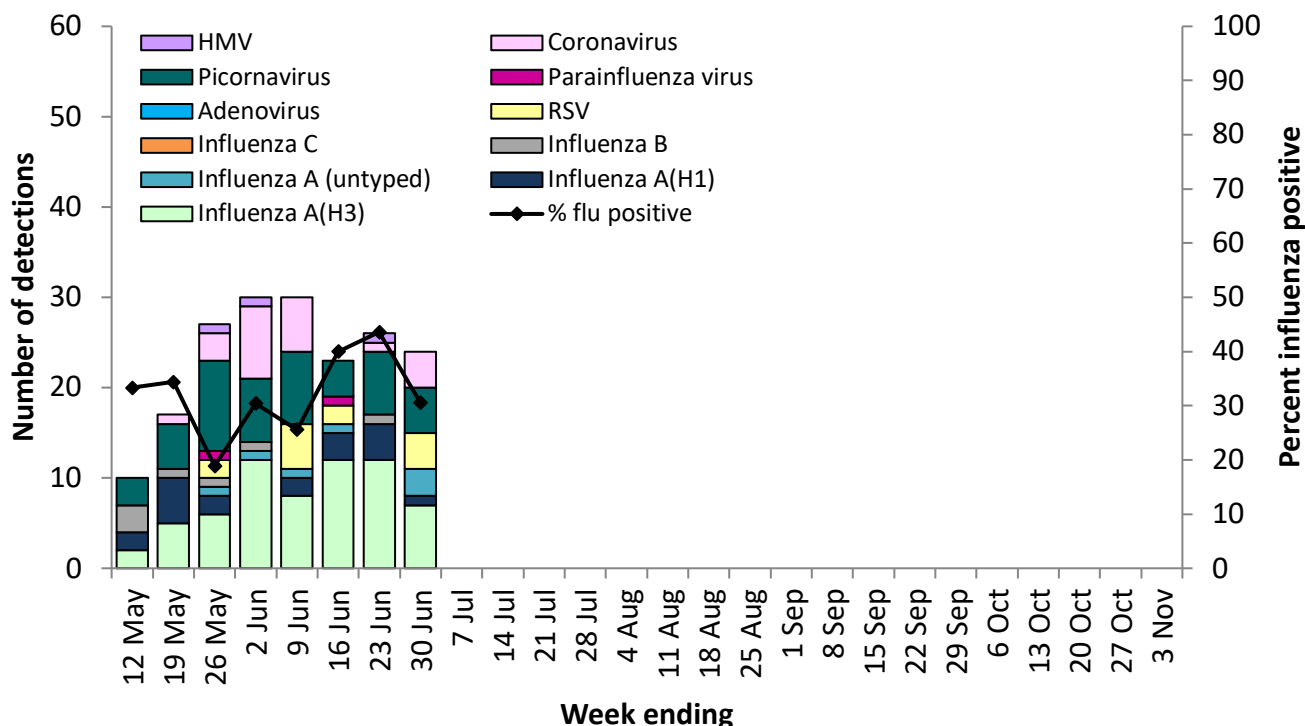


Figure 3. VicSPIN respiratory virus detections and percent influenza positive, Victoria, 2019



Observations from other influenza surveillance systems

Notified cases of laboratory confirmed influenza

- The number of notified cases of laboratory confirmed influenza appears lower than last week, at 573 cases compared with 2,761 cases in the previous week, however this number is subject to change as notifications are processed and entered.
- A total of 22,475 cases of laboratory confirmed influenza have been processed so far in 2019, over eight times the 2,580 cases notified at the same time in 2018 (Figure 1).
- Year to date, 88% of notified cases have been type A (21% aged less than 10 years and 16% aged 65 years and over) and 11% have been type B (34% aged less than 10 years and 4% aged 65 years and over).

World Health Organization Collaborating Centre for Reference and Research on Influenza

- The strains included in the 2019 quadrivalent influenza vaccine are: A/Michigan/45/2015-Like (H1N1)pdm09 virus; A/Switzerland/8060/2017-like (H3N2) virus; B/Colorado/06/2017-like virus with the quadrivalent vaccine including B/Phuket/3073/2013-like virus as well.
- A total of 129 Victorian isolates have been strain-typed by the WHO to date: 69 as A/Michigan/45/2015-Like; one as A/Michigan/45/2015-Low Reactor; 33 as A/Switzerland/8060/2017-Like; 10 as A/Switzerland/8060/2017-Low Reactor; ten as B/Colorado/6/2017-Like; five as B/Colorado/6/2017-Low Reactor; and one as B/Phuket/3073/2013-Like.
- No isolate has shown resistance to oseltamivir or zanamivir, among the 827 Australian isolates tested so far in 2019.