

Report No. 27: Week ending 20 Sept 2020

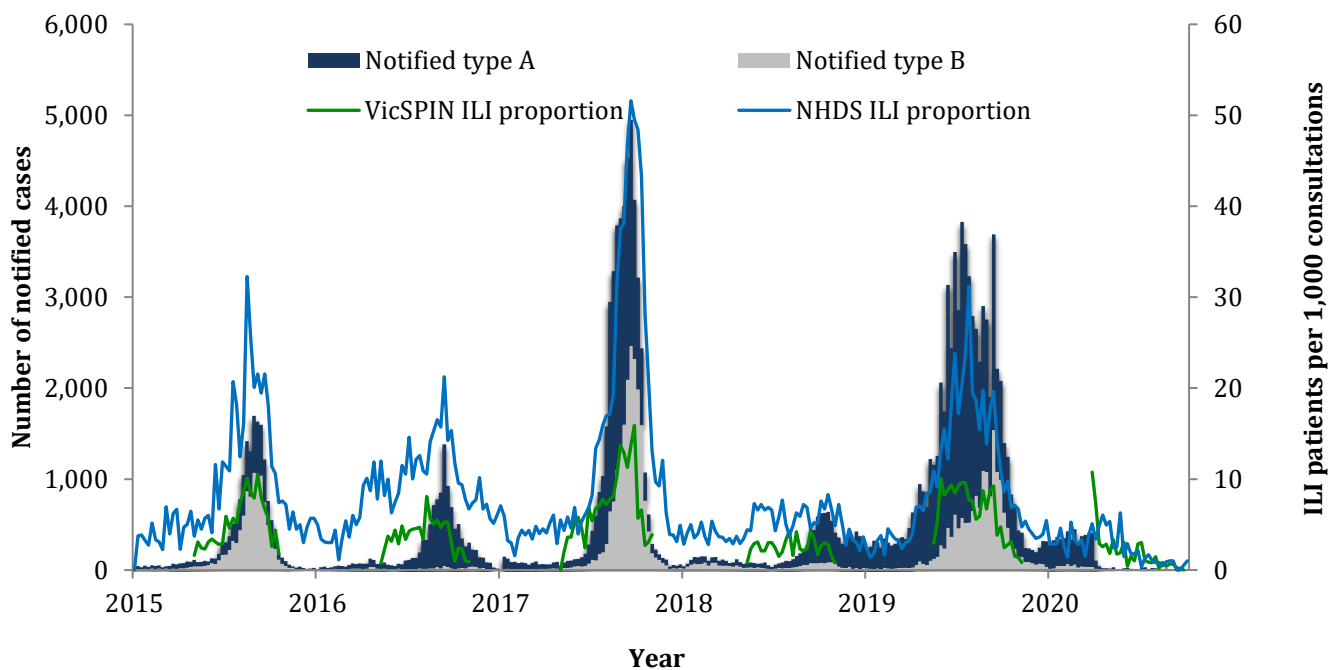
Overview: The 2020 influenza season so far

Influenza-like illness (ILI) for the 27th reporting week is similar to last week and remains **well below the average activity threshold with 0 ILIs per 1000 patients seen**

The number of notified cases of laboratory confirmed influenza is **92% lower** than the number notified by the same time in 2019. The majority of notified cases over the season have been **type A (88%)**, and type A cases are older than type B cases.

Zero swabs were received from VicSPIN this week.

Figure 1. Routinely notified influenza cases, VicSPIN and National Home Doctor Service (NHDS) ILI consultation proportions, Victoria, 2015 – 2020



National Home Doctor Service (Victoria)

- The ILI proportion for this week is 1.0 ILI case per 1,000 patients seen (Figure 1).
- ILI activity is slightly higher than last week but remains **below** the average activity threshold range of 10-35 ILI cases per 1,000 patients seen.

Victorian Sentinel Practice Influenza Network

- The ILI proportion measured by VicSPIN is similar to last week and continues to be well below the average activity threshold with 0 ILI cases per 1,000 patients seen. (Figures 1 & 2, and Table 1).
- Zero swabs were received from VicSPIN this week (Figure 3 and Table 1).

Table 1. Summary of reporting from general practice sentinel sites, week ending 20 September 2020

	Week	Year-to-date
Number (%) of general practitioners reporting	52 (100%)	
Total patients seen	4,780	123,061
Total patients with ILI	0	226
Consultation rate for ILI (per 1,000 patients)	0	1.8
Number of specimens received	0	125
Number (%) positive for influenza	0 (0%)	1 (0.8%)

Figure 2. VicSPIN ILI consultation proportions, Victoria, 2017, 2018, 2019 and 2020

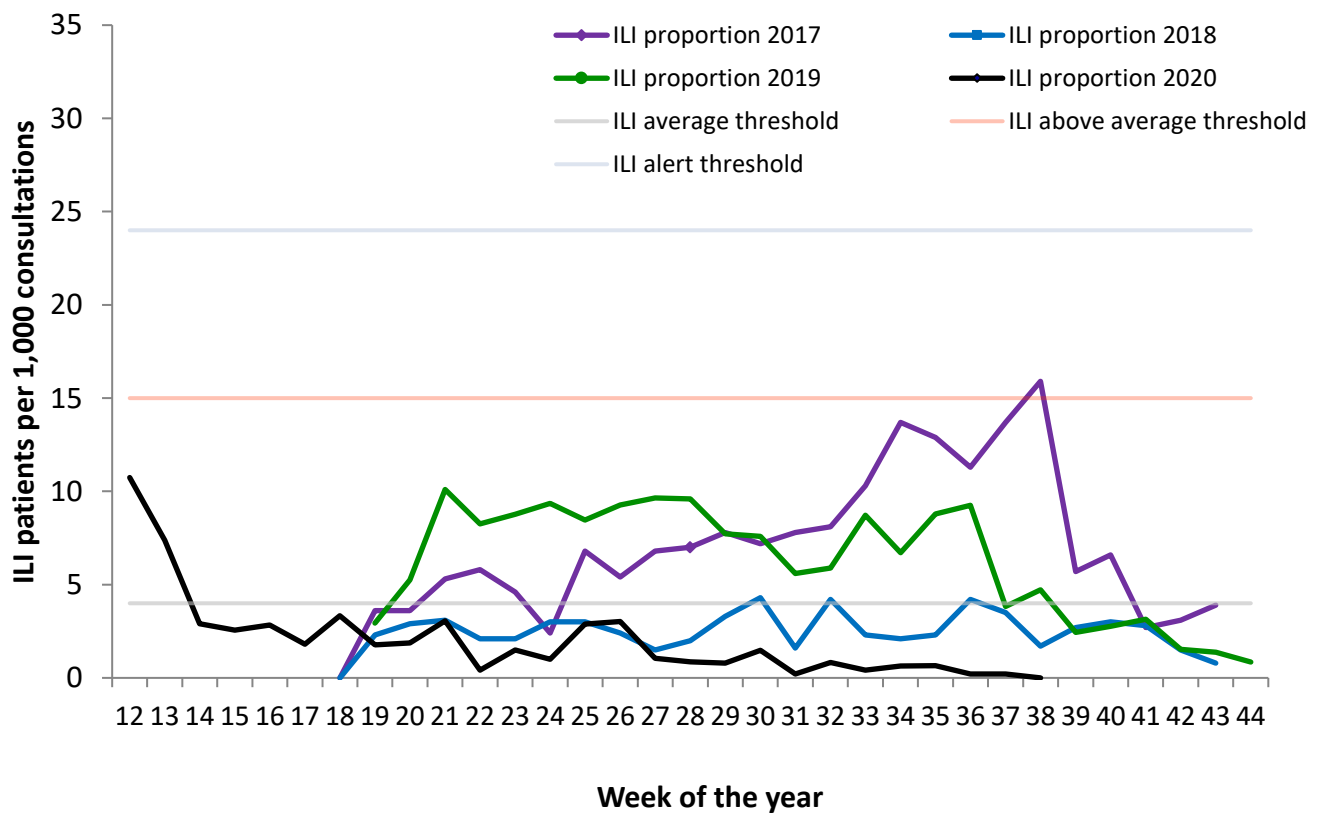
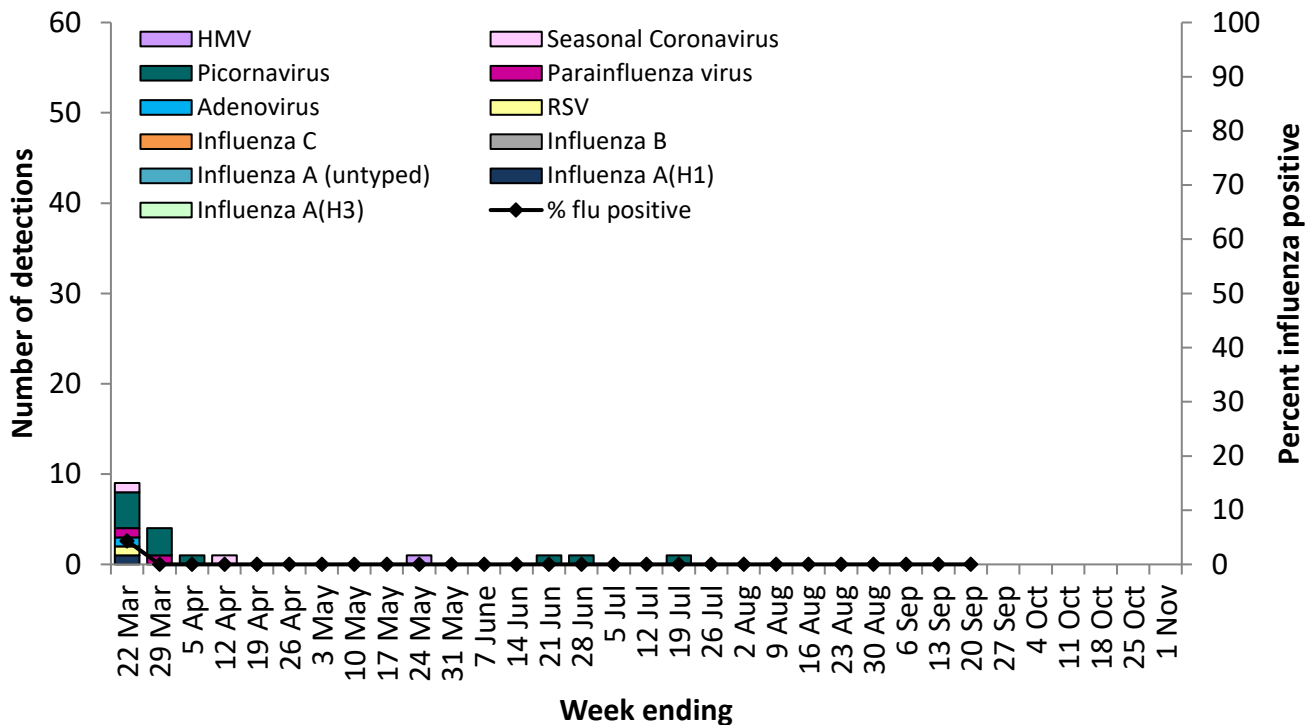


Figure 3. VicSPIN respiratory virus detections and percent influenza positive, Victoria, 2020



Observations from other influenza surveillance systems

Notified cases of laboratory confirmed influenza

- The number of notified cases of laboratory confirmed influenza is similar to last week with 0 cases compared to 1 in the previous week.
- A total of 4,938 cases of laboratory confirmed influenza have been processed so far in 2020, a 92% decrease on the number notified by the same time in 2019 (Figure 1).
- Year to date, 88% of notified cases have been type A (14% of Type A cases are aged less than 10 years and 16% aged 65 years and over) and 11.5% have been type B (20% of Type B cases are aged less than 10 years and 7% aged 65 years and over).

World Health Organization Collaborating Centre for Reference and Research on Influenza

- The strains included in the 2020 influenza vaccine are: A/Brisbane/02/2018 (H1N1)pdm09-like virus; A/South Australia/34/2019 (H3N2)-like virus and B/Washington/02/2019-like (B/Victoria lineage) and B/Phuket/3073/2013-like (B/Yamagata lineage) virus. All seasonal influenza vaccines available for use in Australia in 2020 are quadrivalent vaccines (QIV).
- A total of 92 Victorian isolates have been strain-typed by the WHO to date: 31 as A/Brisbane/02/2018-Like; 45 as A/Brisbane/02/2018-Low Reactor; 5 as A/South Australia/34/2019-Like; 3 as A/South Australia/34/2019-Low Reactor; 7 as B/Washington/02/2019-Like and 1 as B/Phuket/3073/2013-Like.
- No isolates have shown resistance to zanamivir, however two isolates have shown resistance to oseltamivir, among the 323 Australian isolates tested so far in 2020.