

Report No. 25: Week ending 25 September 2022

Overview

In 2022, the Victorian Sentinel Practice Influenza Network (**VicSPIN**), will report on influenza, SARS-CoV-2 and other respiratory viruses circulating in the community.

The 2022 influenza season so far

Influenza-like illness (ILI) activity is now **below the average** threshold for this week with **3.8 ILIs per 1000 patients seen**.

There has been a total of **35,182** routinely notified influenza cases so far in 2022. The number of notified cases of laboratory confirmed influenza is **440 times higher** than the number notified by the same time in 2021 but **43% lower** than the number in 2019 prior to the COVID-19 pandemic. Most notified cases have been **type A (99.9%)** (29% of type A cases are aged less than 10 years and 8% aged 65 years and over), **39 cases** have been **type B (0.11%)** and **five cases** have been **type A and B (0.01%)**. There have been **30 cases** reported during this reporting week, a **41% decrease** from the same time in the previous week.

Two swabs were received from VicSPIN this week.

Zero swabs tested positive for **influenza**.

The 2022 SARS-CoV-2 case numbers so far

The Department of Health have moved to weekly data reporting. The information below is based on data submitted up to and including 22nd September 2022.

There has been a total of **2,420,330** routinely notified COVID-19 cases so far in 2022, compared with **10,535** for the same time in 2021.

There have been **5,710 cases** reported during this reporting week (until 22nd September), a **20% decrease** from the same time in the previous week.

There has been a total of **1,149,649** cases from PCR, which is 47% of all notified cases.

Zero of the two swabs received from VicSPIN this week tested positive for **SARS-CoV-2**.

Figure 1. Routinely notified influenza cases and VicSPIN ILI consultation proportions, Victoria, 2015 – 2022

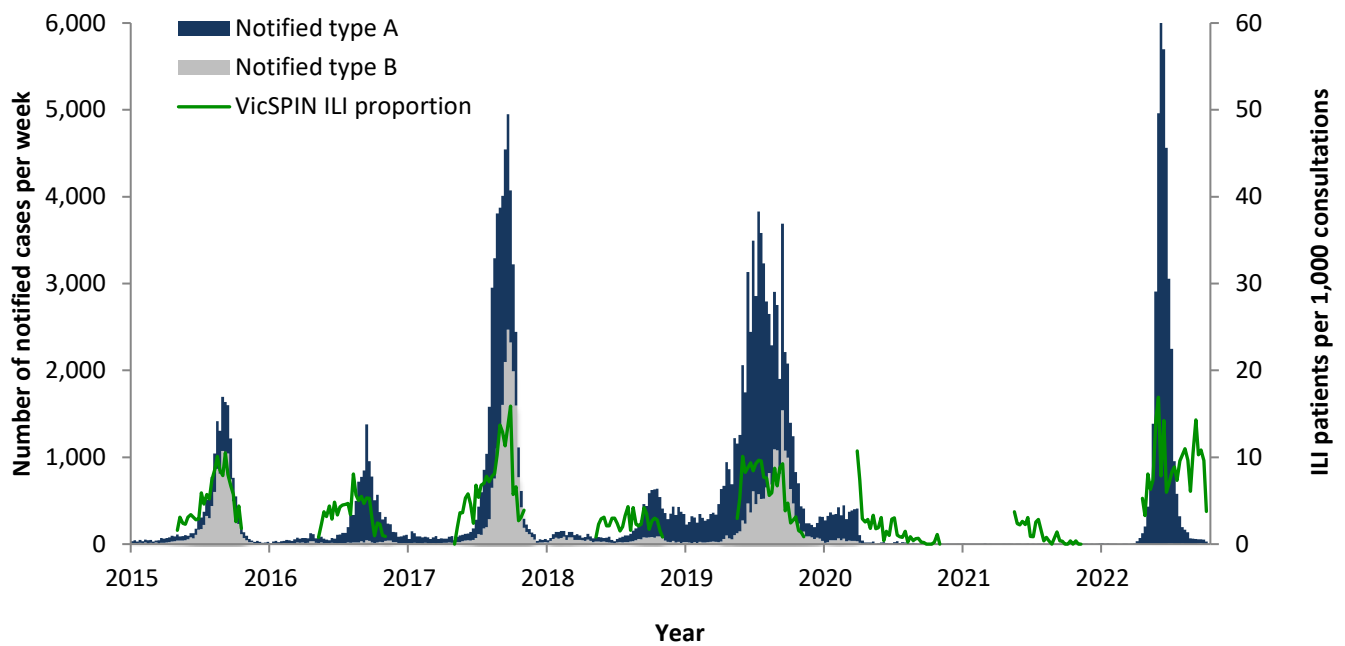
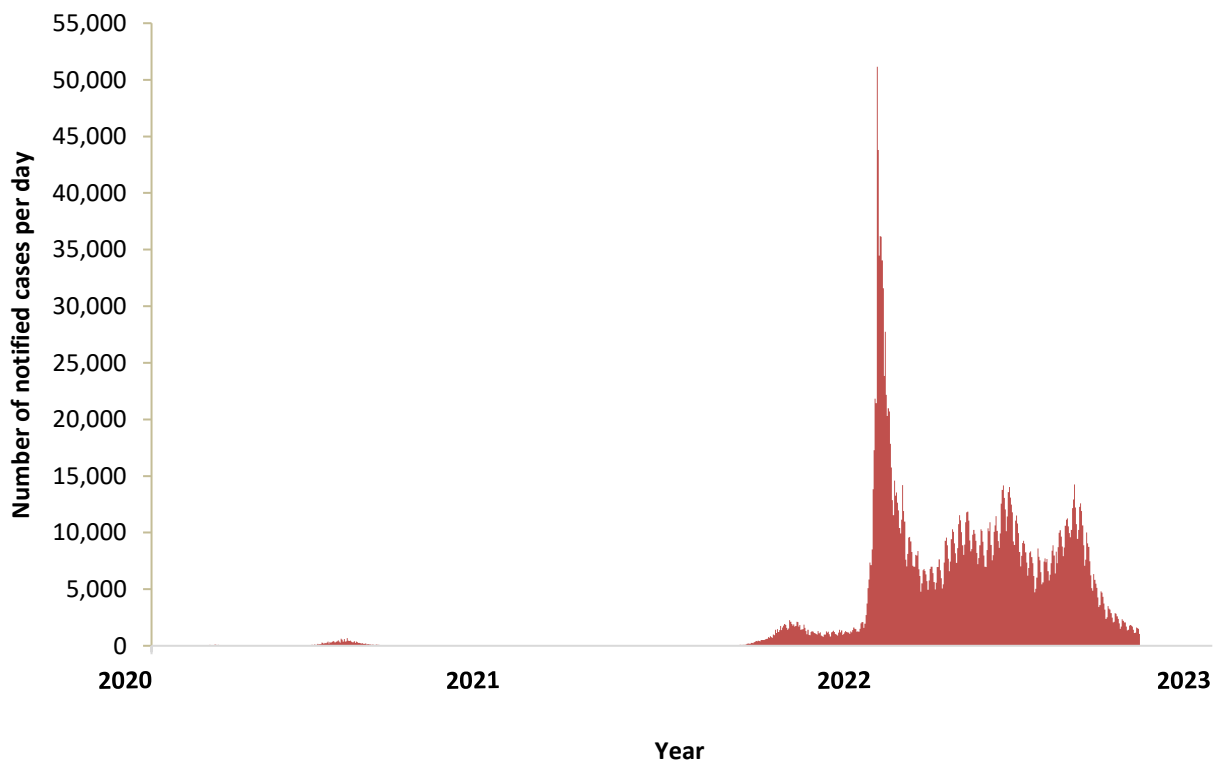


Figure 2. Daily routinely notified SARS-CoV-2 cases based on PCR and Rapid Antigen Tests. Victoria, 2020 – 2022



Victorian Sentinel Practice Influenza Network

- The ILI proportion measured by VicSPIN for this week is **just below** the average activity threshold with **3.8 ILI cases per 1,000 patients seen**. (Figures 1 & 3, and Table 1)
- **Two swabs** were received from VicSPIN this week. (Figure 4 and Table 1)
- **Zero swabs** tested positive for influenza. (Figure 4 and Table 1)
- **Zero swabs** tested positive for SARS-CoV-2. (Figure 4 and Table 1)

Table 1. Summary of reporting from general practice sentinel sites, week ending 25 September 2022.*

	Week	Year-to-date
Number (%) of general practitioners reporting	28 (97%)	
Total patients seen	1,329	45,427
Total patients with ILI	5	418
Consultation rate for ILI (per 1,000 patients)	3.8	9.2
Number of specimens received	2	179
Number (%) positive for influenza	0 (0%)	27 (15%)
Number (%) positive for SARS-CoV-2	0 (0%)	16 (9%)

* These numbers are subject to change as data are processed and updated.

Figure 3. VicSPIN ILI consultation proportions, Victoria, 2018 – 2022

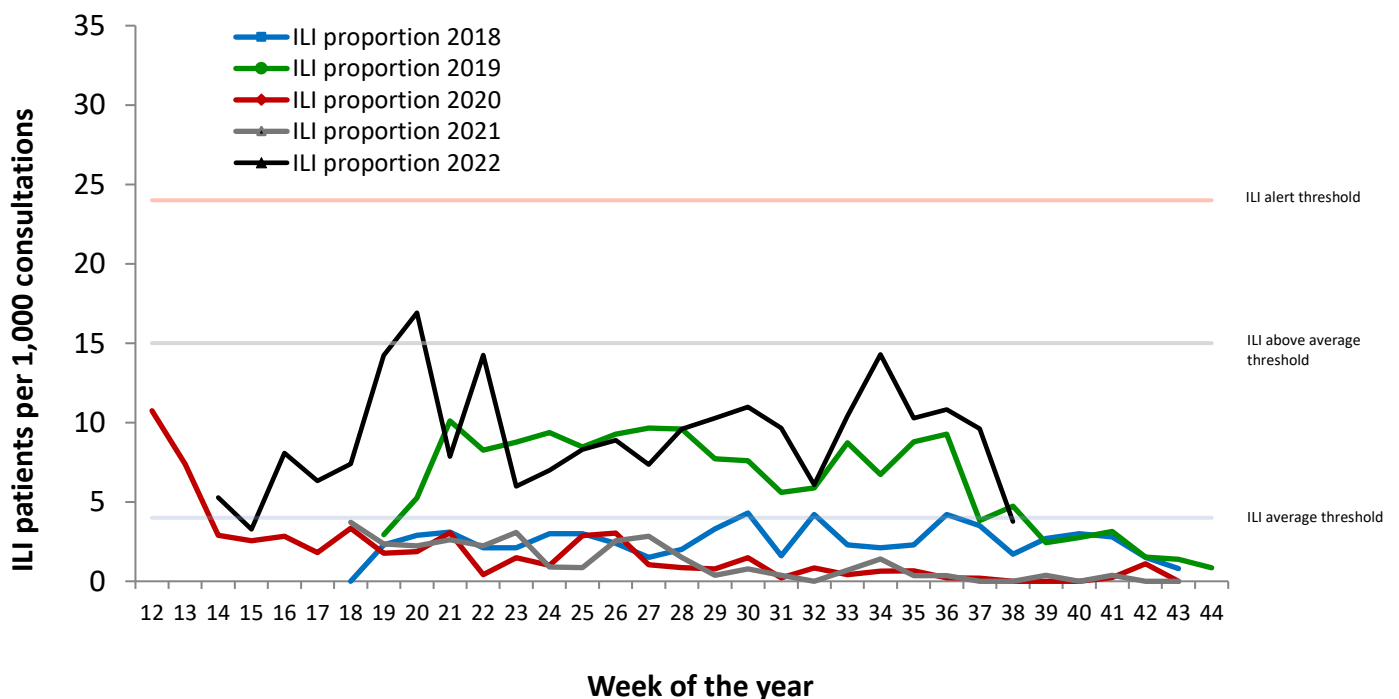
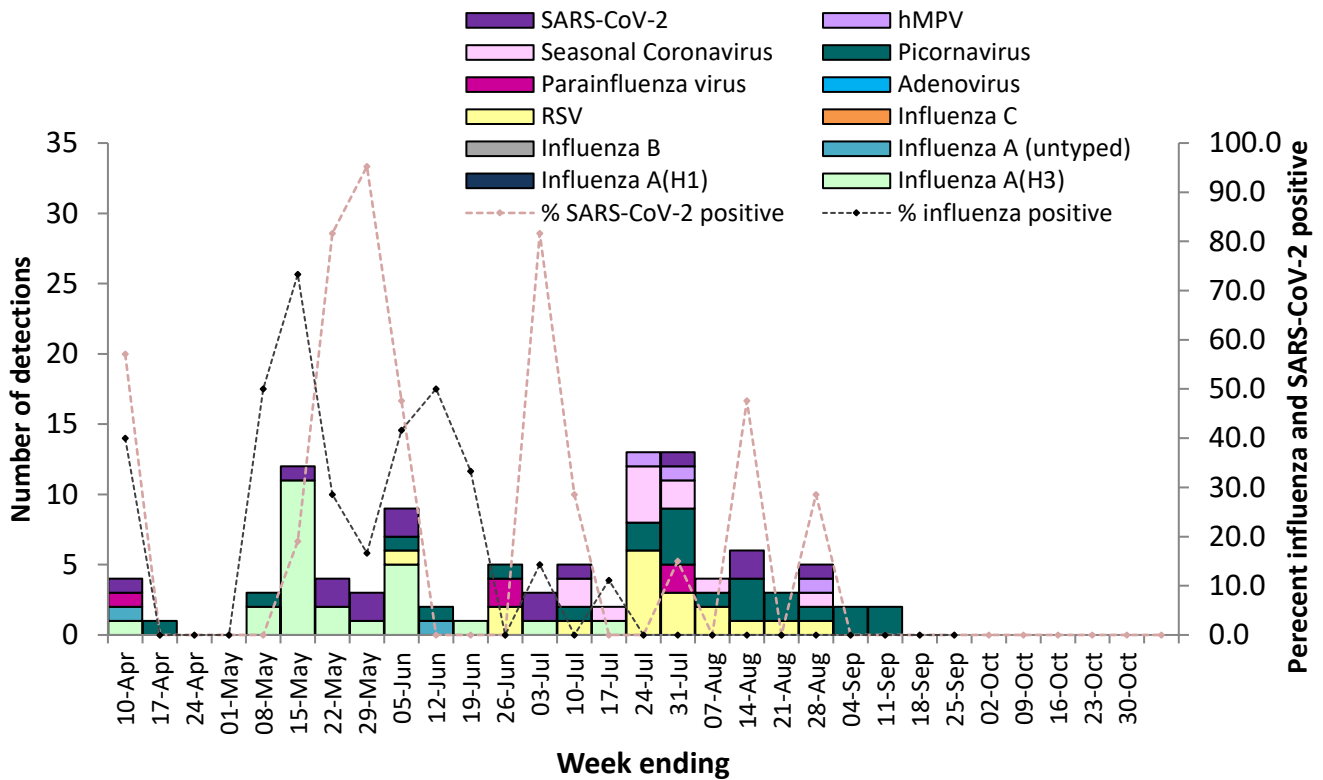


Figure 4. VicSPIN respiratory virus detections and percent influenza and SARS-CoV-2 positive, Victoria, 2022



Observations from other influenza and SARS-CoV-2 surveillance systems

Notified cases of laboratory confirmed influenza and SARS-CoV-2

- The number of notified cases of laboratory confirmed influenza entered so far for this week is 30 (Table 2).
- A total of 35,182 cases of laboratory confirmed influenza have been processed so far in 2022, a 440-fold increase on the number notified by the same time in 2021 but approximately 43% lower than the number in 2019, prior to the COVID-19 pandemic (Figure 1 and Table 2).
- Year to date, 99.9% of notified cases have been type A (29% of Type A cases are aged less than 10 years and 8% aged 65 years and over), 39 cases (0.11%) have been type B and five cases (0.01%) have been type A and B.
- The total number of SARS-CoV-2 cases for this week is 5,710, a 20% decrease from last week. (Table 2).
- A total of 2,420,330 probable and confirmed SARS-CoV-2 cases have been notified so far in 2022 compared with 10,535 for the same time in 2021 (Table 2)
- There has been a total of 1,149,649 cases from PCR, which is 47% of all notified cases.
- The Department of Health have moved to weekly reporting for SARS-CoV-2. Data submitted until 22nd September 2022 are included in this report. Numbers are subject to change as data are processed and uploaded.

Table 2. Summary of notified influenza and SARS-CoV-2 cases, for week ending 25 September 2022 (influenza) and 22 September 2022 (SARS-CoV-2), and Year To Date (YTD) 2019 – 2022.

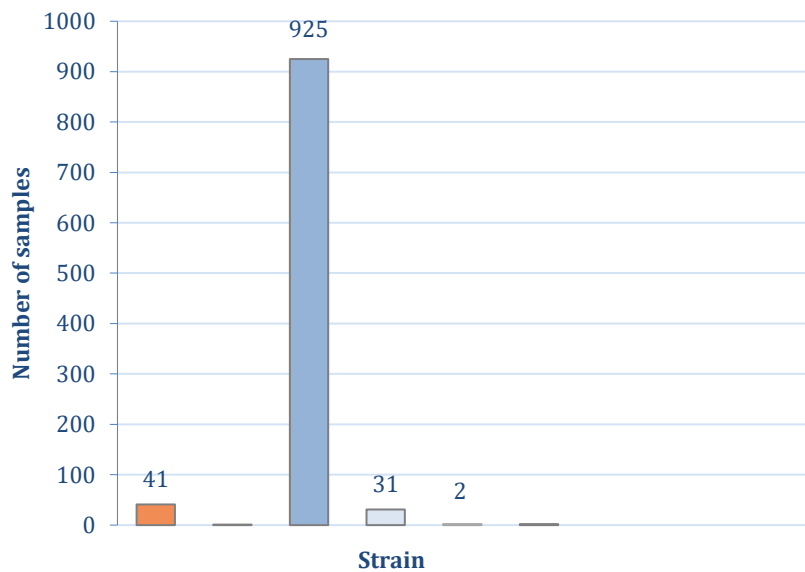
	Week	2022 YTD	2021 YTD	2020 YTD	2019 YTD
Notified influenza cases (week ending 25 Sep)	30	35,182	80	4,928	61,360
Notified SARS-CoV-2 cases (week ending 22 Sep)	5,710	2,420,330	10,535	20,079	N/A

World Health Organization Collaborating Centre for Reference and Research on Influenza

- The strains included in the 2022 egg-based Southern Hemisphere seasonal influenza quadrivalent vaccines are: A/Victoria/2570/2019 (H1N1)pdm09-like virus, A/Darwin/9/2021 (H3N2)-like virus, B/Austria/1359417/2021-like (B/Victoria lineage) virus and B/Phuket/3073/2013-like (B/Yamagata lineage) virus.]
- The strains included in the 2022 cell-based Southern Hemisphere seasonal influenza quadrivalent vaccines are: A/Wisconsin/588/2019 (H1N1)pdm09-like virus, A/Darwin/9/2021 (H3N2)-like virus, B/Austria/1359417/2021-like (B/Victoria lineage) virus and B/Phuket/3073/2013-like (B/Yamagata lineage) virus.
- A total of 1000 Victorian isolates has been strain-typed by the WHO to date. (Fig. 5)

Figure 5. Victorian influenza isolates typed by haemagglutination inhibition assay, samples collected year-to-date, 2022.

- STRAIN A H1PDM09
- A/Victoria/2570/2019-Like
 - A/Victoria/2570/2019-Low Reactor
- STRAIN A H3
- A/Darwin/726/2019-Like
 - A/Darwin/726/2019-Low Reactor
 - Insufficient titre for HI*
- STRAIN B VICTORIA
- B/Austria/1359417/2021-Like
 - B/Austria/1359417/2021-Low Reactor
- STRAIN B YAMAGATA
- B/Phuket/3073/2013-Like
 - B/Phuket/3073/2013-Low Reactor



* Insufficient titre for HI means viruses were unable to be characterised in the HI assay.

- N.B. A/Darwin/6/2019 is the cell equivalent of A/Darwin/9/2021 - H3N2 vaccine strain.
- No isolates have shown resistance to zanamivir, however two isolates have shown resistance to oseltamivir, among the 2096 Australian isolates tested so far in 2022.

Influenza Vaccination Coverage

Influenza vaccination coverage for All people (Figure 6) and Aboriginal and Torres Strait Islander People (Figure 7) in Victoria and Australia, by age groups.

Data derived from the National Centre for Immunisation Research and Surveillance.¹

Figure 6. Influenza Vaccination % Coverage, Victoria and Australia - All people*

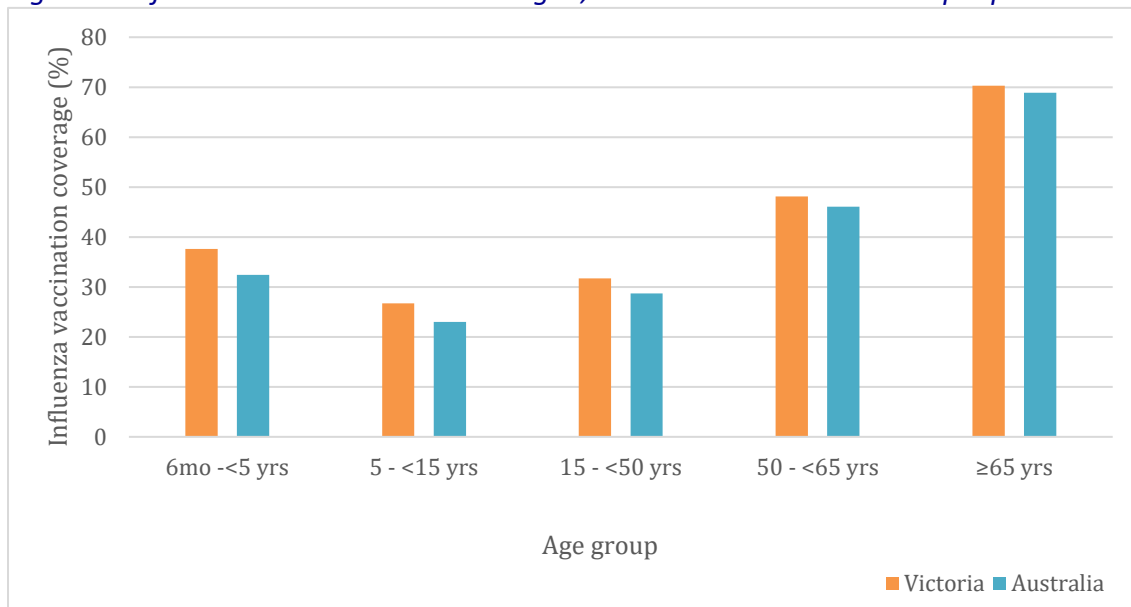
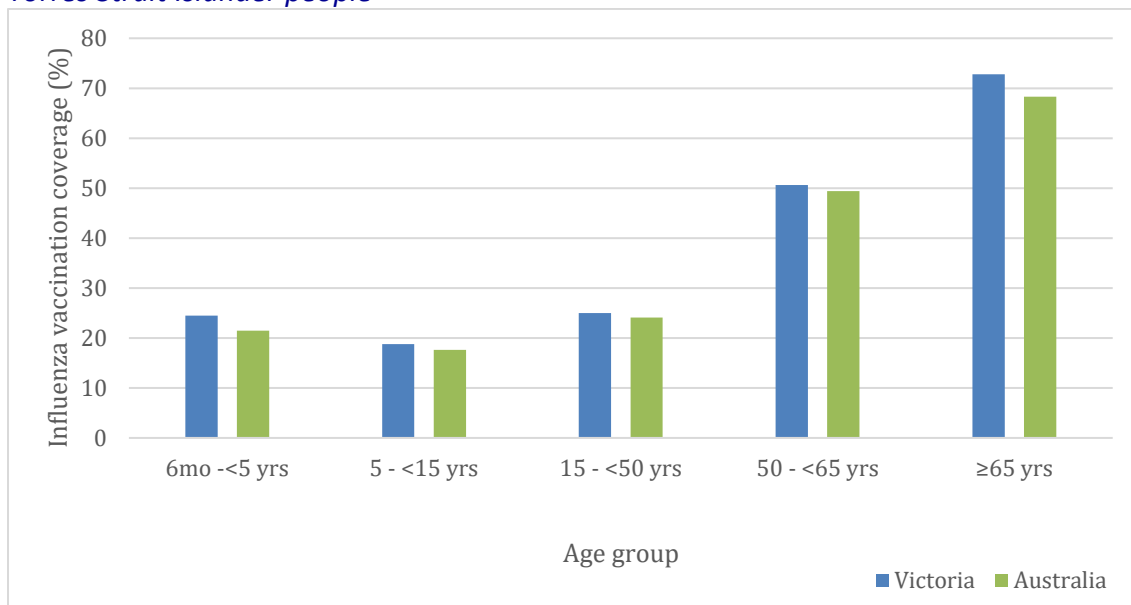


Figure 7. Influenza Vaccination % Coverage, Victoria and Australia - Aboriginal and Torres Strait Islander people*



*Coverage calculated using vaccinations given 01 Mar - 31 Aug 2022 (inclusive) (AIR data as at 4 Sep 2022).

1. National Centre for Immunisation Research and Surveillance, *Influenza Vaccination Coverage - by Jurisdiction, 2022*. <https://ncirs.org.au/influenza-vaccination-coverage-data/influenza-vaccination-coverage-jurisdiction>