

Report No. 30: Week ending 30 October 2022

Overview

In 2022, the Victorian Sentinel Practice Influenza Network (**VicSPIN**) will report on influenza, SARS-CoV-2 and other respiratory viruses circulating in the community.

The 2022 influenza season so far

Influenza-like illness (ILI) activity has decreased slightly from last week but is still **within the average** threshold for this week with **6.7 ILIs per 1000 patients seen**.

There has been a total of **35,454** routinely notified influenza cases so far in 2022. The number of notified cases of laboratory confirmed influenza is **over 432 times higher** than the number notified by the same time in 2021 but **46% lower** than the number in 2019 prior to the COVID-19 pandemic. Most notified cases have been **type A (99.73%)** (29% of type A cases are aged less than 10 years and 8% aged 65 years and over), **83 cases (0.23%)** have been **type B** and **six cases** have been **type A and B (0.02%)**. There have been **56 cases** reported during this reporting week, which is similar to last week.

Seven swabs were received from VicSPIN this week.

Zero swabs tested positive for **influenza**.

Three swabs tested positive for parainfluenza, two swabs for picornavirus and one swab for human metapneumovirus (hMPV).

The 2022 SARS-CoV-2 case numbers so far

The Department of Health have moved to weekly data reporting for SARS-CoV-2. Weekly data is presented from Friday each week to Thursday the following week. The information below is based on data submitted up to and including 27th October 2022.

There has been a total of **2,462,235** routinely notified SARS-CoV-2 cases so far in 2022, compared with **64,284** for the same time in 2021. There have been **8,826 cases** reported during this reporting week (21st Oct – 27th Oct), which is a **30% increase** from the previous week. There has been a total of **1,160,297** cases from PCR, which is **47%** of all notified cases.

Zero of seven swabs received from VicSPIN this week tested positive for **SARS-CoV-2**.

Figure 1. Routinely notified influenza cases and VicSPIN ILI consultation proportions, Victoria, 2015 – 2022

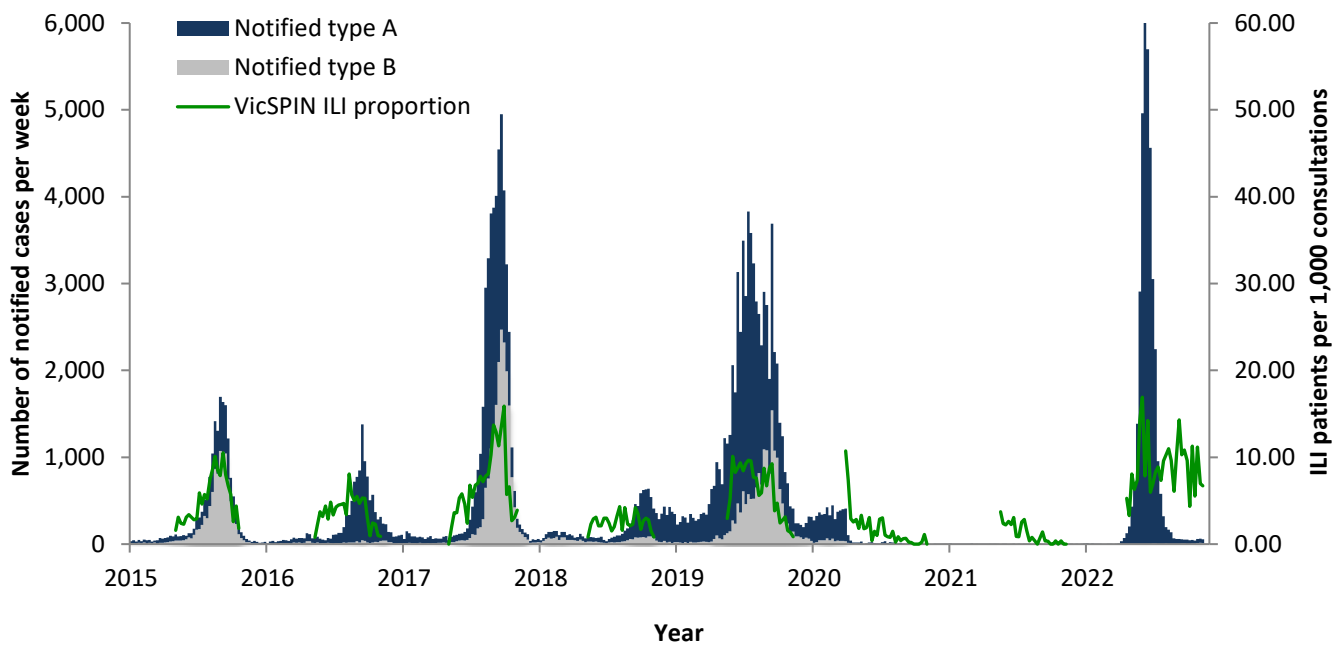
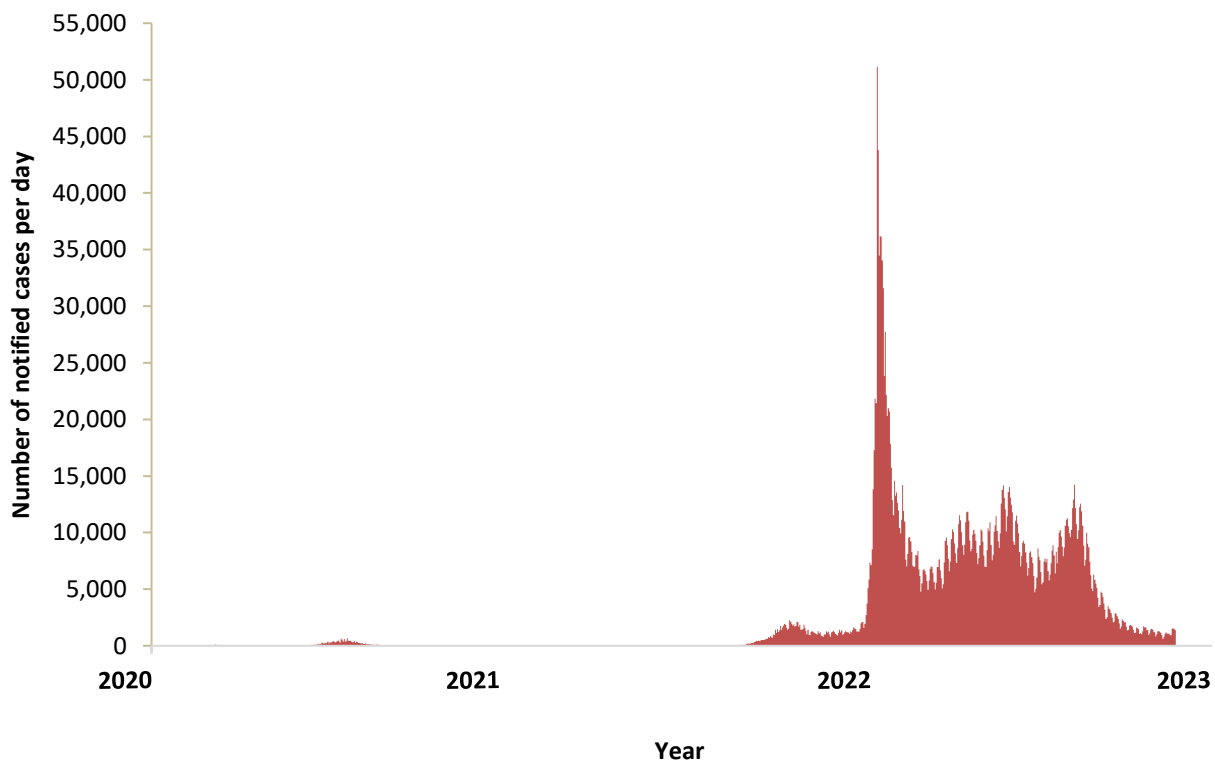


Figure 2. Daily routinely notified SARS-CoV-2 cases based on PCR and Rapid Antigen Tests. Victoria, 2020 – 2022



Victorian Sentinel Practice Influenza Network

- The ILI proportion measured by VicSPIN for this week is **within** the average activity threshold with **6.7 ILI cases per 1,000 patients seen**. (Figures 1 & 3, and Table 1)
- **Seven swabs** were received from VicSPIN this week. (Figure 4 and Table 1)
- **Zero swabs** tested positive for influenza. (Figure 4 and Table 1)
- **Zero swabs** tested positive for SARS-CoV-2. (Figure 4 and Table 1)
- Three swabs tested positive for parainfluenza, two for picornavirus and one for human metapneumovirus (hMPV). (Figure 4)

Table 1. Summary of reporting from general practice sentinel sites, week ending 30 October 2022.*

	Week	Year-to-date
Number (%) of general practitioners reporting	26 (93%) [#]	
Total patients seen	1,785	54,500
Total patients with ILI	12	494
Consultation rate for ILI (per 1,000 patients)	6.7	9.1
Number of specimens received	7	205
Number (%) positive for influenza	0 (0%)	27 (13.2%)
Number (%) positive for SARS-CoV-2	0 (0%)	17 (8.3%)

* These numbers are subject to change as data are processed and updated.

[#] One GP is on leave for the remainder of 2022 (total participants 28)

Figure 3. VicSPIN ILI consultation proportions, Victoria, 2018 – 2022

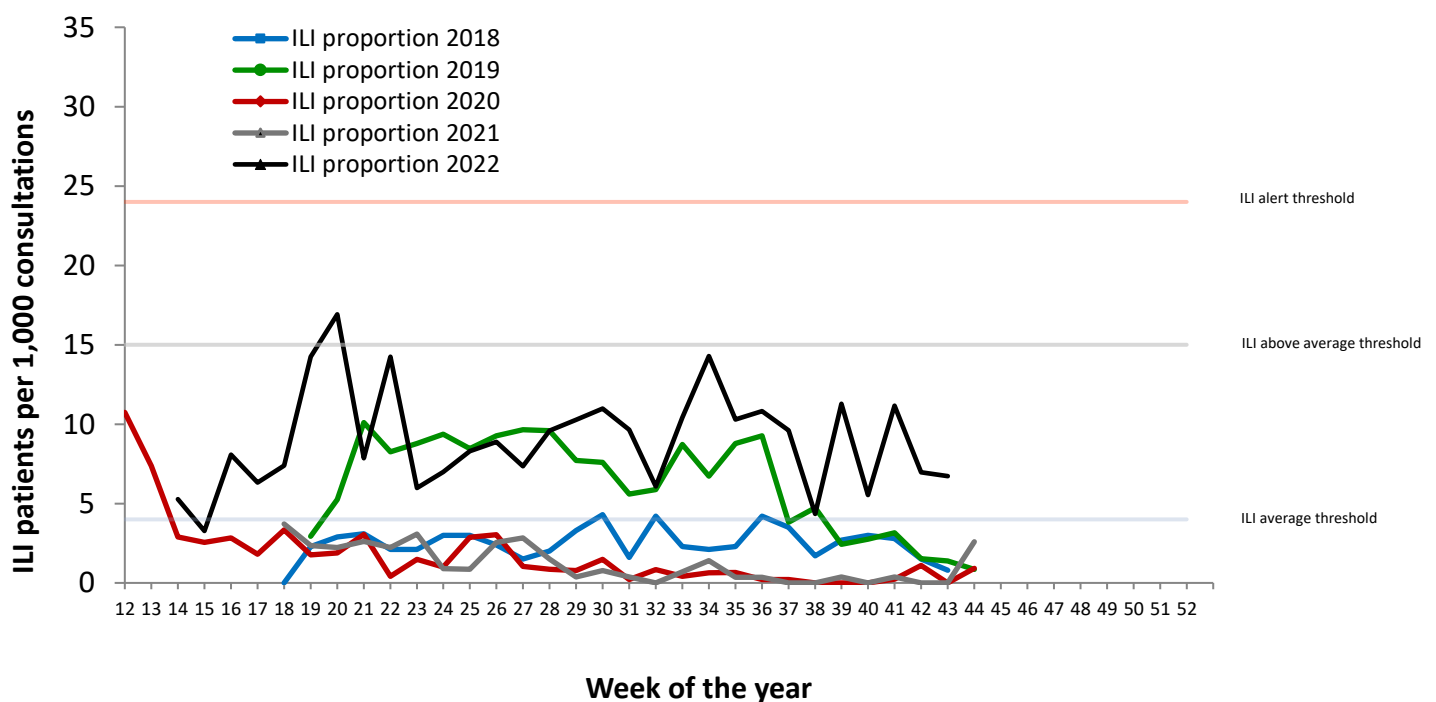
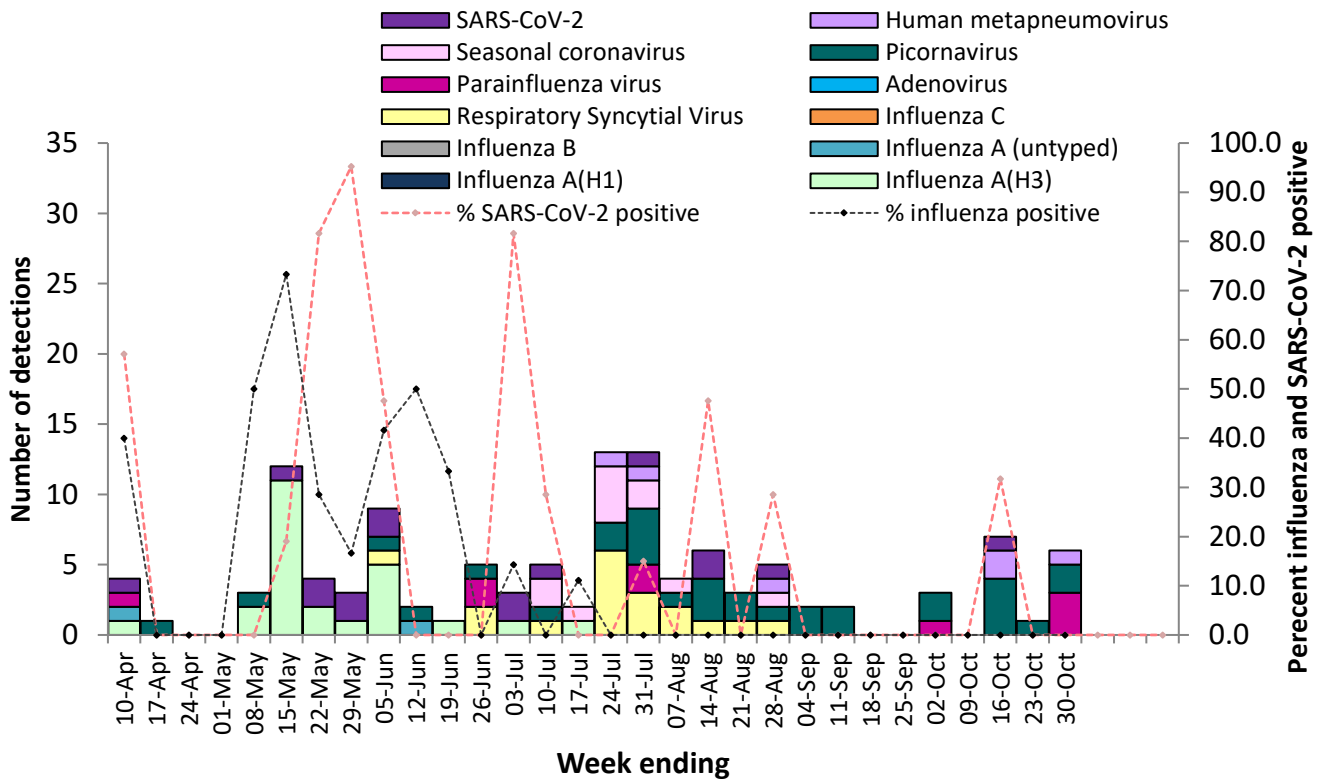


Figure 4. VicSPIN respiratory virus detections and percent influenza and SARS-CoV-2 positive, Victoria, 2022



Observations from other influenza and SARS-CoV-2 surveillance systems

Notified cases of laboratory confirmed influenza and SARS-CoV-2

- The number of notified cases of laboratory confirmed influenza entered so far for this week is 56 (Table 2).
- A total of 35,454 cases of laboratory confirmed influenza have been processed so far in 2022, a 432-fold increase on the number notified by the same time in 2021 but approximately 46% lower than the number in 2019, prior to the COVID-19 pandemic (Figure 1 and Table 2).
- Year to date, 99.73% of notified cases have been type A (29% of Type A cases are aged less than 10 years and 8% aged 65 years and over), 83 cases (0.23%) have been type B and six cases (0.02%) have been type A and B.
- The total number of SARS-CoV-2 cases for this week is 8,826, a 30% increase from last week. (Table 2).
- A total of 2,462,235 probable and confirmed SARS-CoV-2 cases have been notified so far in 2022 compared with 64,284 for the same time in 2021 (Table 2)
- There has been a total of 1,160,297 cases from PCR, which is 47% of all notified cases.
- The Department of Health have moved to weekly reporting for SARS-CoV-2. Data submitted until 27th October 2022 are included in this report. Numbers are subject to change as data are processed and uploaded.

Table 2. Summary of notified influenza and SARS-CoV-2 cases, for week ending 30 October 2022 (influenza) and 27 October 2022 (SARS-CoV-2), and Year To Date (YTD) 2019 – 2022.

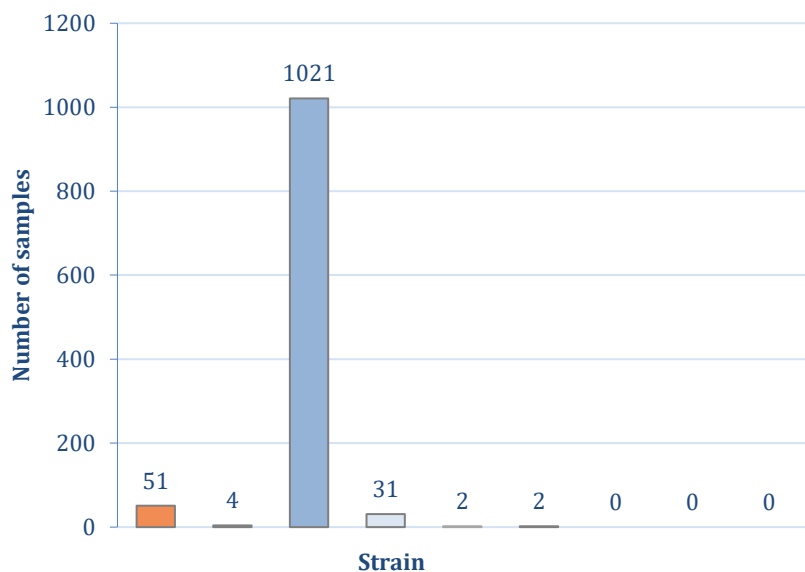
	Week	2022 YTD	2021 YTD	2020 YTD	2019 YTD
Notified influenza cases (week ending 30 Oct)	56 (24 Oct – 30 Oct)	35,454	82	4,934	65,987
Notified SARS-CoV-2 cases (week ending 27 Oct)	8,826 (21 Oct – 27 Oct)	2,462,235	64,284	20,331	N/A

World Health Organization Collaborating Centre for Reference and Research on Influenza

- The strains included in the 2022 egg-based Southern Hemisphere seasonal influenza quadrivalent vaccines are: A/Victoria/2570/2019 (H1N1)pdm09-like virus, A/Darwin/9/2021 (H3N2)-like virus, B/Austria/1359417/2021-like (B/Victoria lineage) virus and B/Phuket/3073/2013-like (B/Yamagata lineage) virus.]
- The strains included in the 2022 cell-based Southern Hemisphere seasonal influenza quadrivalent vaccines are: A/Wisconsin/588/2019 (H1N1)pdm09-like virus, A/Darwin/9/2021 (H3N2)-like virus, B/Austria/1359417/2021-like (B/Victoria lineage) virus and B/Phuket/3073/2013-like (B/Yamagata lineage) virus.
- A total of 1109 Victorian isolates has been strain-typed by the WHO to date. (Fig. 5)

Figure 5. Victorian influenza isolates typed by haemagglutination inhibition assay, samples collected year-to-date, 2022.

- STRAIN A (H1N1)PDM09
- A/Victoria/2570/2019-Like
- A/Victoria/2570/2019-Low Reactor
- STRAIN A (H3N2)
- A/Darwin/726/2019-Like
- A/Darwin/726/2019-Low Reactor
- Insufficient titre for HI*
- STRAIN B VICTORIA
- B/Austria/1359417/2021-Like
- B/Austria/1359417/2021-Low Reactor
- STRAIN B YAMAGATA
- B/Phuket/3073/2013-Like
- B/Phuket/3073/2013-Low Reactor



* Insufficient titre for HI means viruses were unable to be characterised in the HI assay.

- N.B. A/Darwin/6/2019 is the cell equivalent of A/Darwin/9/2021 - H3N2 vaccine strain.
- No isolates have shown resistance to zanamivir, however two isolates have shown resistance to oseltamivir, among the 2218 Australian isolates tested so far in 2022.

Influenza Vaccination Coverage

Influenza vaccination coverage for All people (Figure 6) and Aboriginal and Torres Strait Islander People (Figure 7) in Victoria and Australia, by age groups.

Data derived from the National Centre for Immunisation Research and Surveillance.¹

Figure 6. Influenza Vaccination % Coverage, Victoria and Australia - All people*

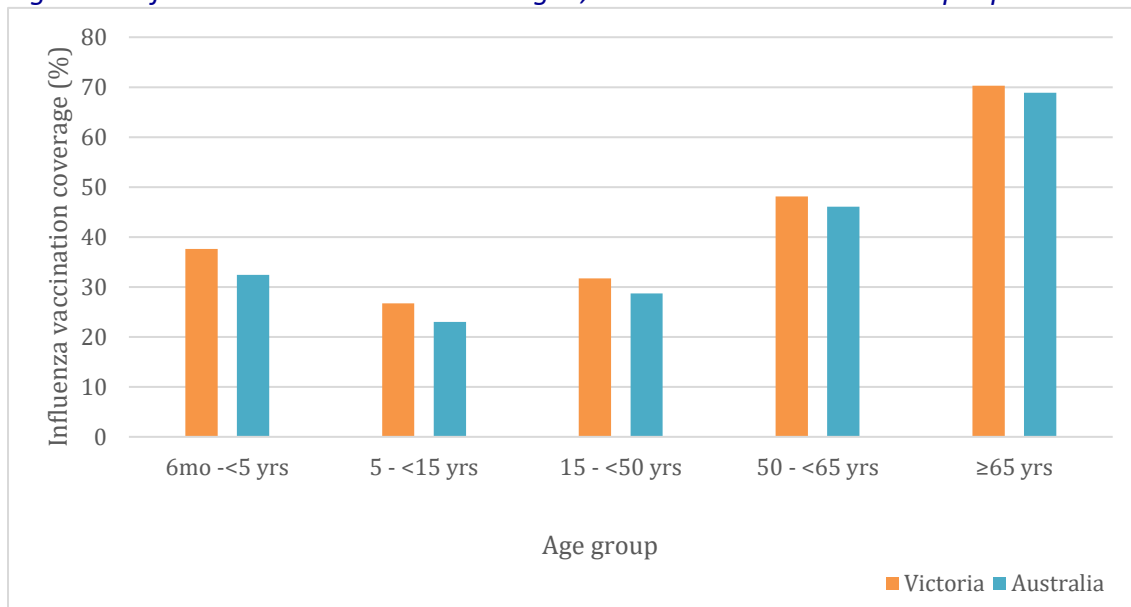
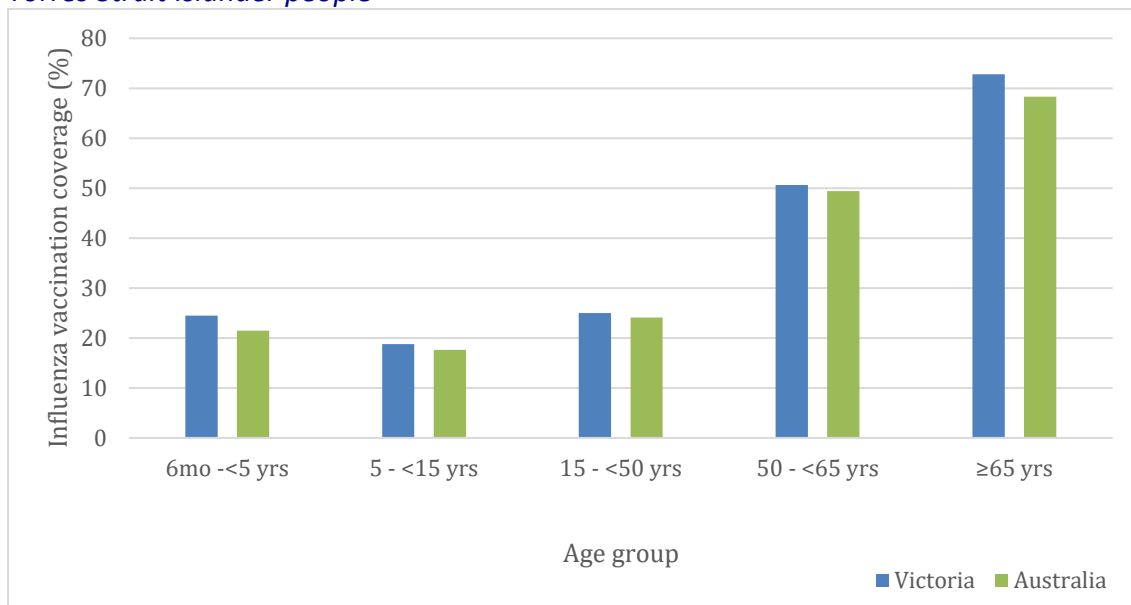


Figure 7. Influenza Vaccination % Coverage, Victoria and Australia - Aboriginal and Torres Strait Islander people*



*Coverage calculated using vaccinations given 01 Mar - 31 Aug 2022 (inclusive) (AIR data as at 4 Sep 2022).

1. National Centre for Immunisation Research and Surveillance, *Influenza Vaccination Coverage - by Jurisdiction, 2022*. <https://ncirs.org.au/influenza-vaccination-coverage-data/influenza-vaccination-coverage-jurisdiction>